



ARIZONA STATE UNIVERSITY
GENERAL STUDIES COURSE PROPOSAL COVER FORM

Course information:

Copy and paste **current** course information from *Class Search/Course Catalog*.

Academic Unit	<u>Human Systems Engineering</u>	Department	<u>The Polytechnic School</u>
Subject	<u>EGR</u>	Number	<u>323</u>
		Title	<u>Perception and Human Systems (to be HSE 323 when new prefix is approved)</u>
			Units: <u>3</u>
Is this a cross-listed course? If yes, please identify course(s)	(Choose one) <u>No</u>		
Is this a shared course? Course description:	(choose one) If so, list all academic units offering this course		<u>No</u>

Requested designation: (Choose One)

*Note- a **separate** proposal is required for each designation requested*

Eligibility:

Permanent numbered courses must have completed the university's review and approval process.
For the rules governing approval of omnibus courses, contact Phyllis.Lucie@asu.edu or Lauren.Leo@asu.edu.

Submission deadlines dates are as follow:

For Fall 2015 Effective Date: October 9, 2014

For Spring 2016 Effective Date: March 19, 2015

Area(s) proposed course will serve:

A single course may be proposed for more than one core or awareness area. A course may satisfy a core area requirement and more than one awareness area requirements concurrently, but may not satisfy requirements in two core areas simultaneously, even if approved for those areas. With departmental consent, an approved General Studies course may be counted toward both the General Studies requirement and the major program of study.

Checklists for general studies designations:

Complete and attach the appropriate checklist

- [Literacy and Critical Inquiry core courses \(L\)](#)
- [Mathematics core courses \(MA\)](#)
- [Computer/statistics/quantitative applications core courses \(CS\)](#)
- [Humanities, Arts and Design core courses \(HU\)](#)
- [Social-Behavioral Sciences core courses \(SB\)](#)
- [Natural Sciences core courses \(SQ/SG\)](#)
- [Cultural Diversity in the United States courses \(C\)](#)
- [Global Awareness courses \(G\)](#)
- [Historical Awareness courses \(H\)](#)

A complete proposal should include:

- Signed General Studies Program Course Proposal Cover Form
- Criteria Checklist for the area
- Course Catalog description
- Course Syllabus
- Copy of Table of Contents from the textbook and list of required readings/books

Respectfully request that proposals are submitted electronically with all files compiled into one PDF. If necessary, a hard copy of the proposal will be accepted.

Contact information:

Name	<u>Nancy J. Cooke</u>	Phone	<u>480-727-5158</u>
Mail code	<u>2880</u>	E-mail:	<u>ncooke@asu.edu</u>

Department Chair/Director approval: (Required)

Chair/Director name (Typed):	<u>Ann McKenna</u>	Date:	<u>12/30/14</u>
Chair/Director (Signature):			

Arizona State University Criteria Checklist for
SOCIAL-BEHAVIORAL SCIENCES [SB]

Rationale and Objectives

Social-behavioral sciences use distinctive scientific methods of inquiry and generate empirical knowledge about human behavior, within society and across cultural groups. Courses in this area address the challenge of understanding the diverse natures of individuals and cultural groups who live together in a complex and evolving world.

In both private and public sectors, people rely on social scientific findings to consider and assess the social consequences of both large-scale and group economic, technological, scientific, political, ecological and cultural change. Social scientists' observations about human interactions with the broader society and their unique perspectives on human events make an important contribution to civic dialogue.

Courses proposed for a General Studies designation in the Social-Behavioral Sciences area must demonstrate emphases on: (1) social scientific theories, perspectives and principles, (2) the use of social-behavioral methods to acquire knowledge about cultural or social events and processes, and (3) the impact of social scientific understanding on the world.

Revised April 2014

Proposer: Please complete the following section and attach appropriate documentation.

ASU--[SB] CRITERIA					
A SOCIAL-BEHAVIORAL SCIENCES [SB] course should meet all of the following criteria. If not, a rationale for exclusion should be provided.					
YES	NO		Identify Documentation Submitted		
<input checked="" type="checkbox"/>	<input type="checkbox"/>	1. Course is designed to advance basic understanding and knowledge about human interaction.	Course description, syllabus, & table of Contents from the textbook		
<input checked="" type="checkbox"/>	<input type="checkbox"/>	2. Course content emphasizes the study of social behavior such as that found in: <table border="1" style="width: 100%; border-collapse: collapse;"> <tr> <td style="width: 50%; vertical-align: top;"> <ul style="list-style-type: none"> • ANTHROPOLOGY • ECONOMICS • CULTURAL GEOGRAPHY • HISTORY </td> <td style="width: 50%; vertical-align: top;"> Psychology Sociology </td> </tr> </table>	<ul style="list-style-type: none"> • ANTHROPOLOGY • ECONOMICS • CULTURAL GEOGRAPHY • HISTORY 	Psychology Sociology	Course description, syllabus, & table of Contents from the textbook
<ul style="list-style-type: none"> • ANTHROPOLOGY • ECONOMICS • CULTURAL GEOGRAPHY • HISTORY 	Psychology Sociology				
<input checked="" type="checkbox"/>	<input type="checkbox"/>	3. Course emphasizes: a. the distinct knowledge base of the social and behavioral sciences (e.g., sociological anthropological). OR b. the distinct methods of inquiry of the social and behavioral sciences (e.g., ethnography, historical analysis).	Course description, syllabus, & table of Contents from the textbook		
<input checked="" type="checkbox"/>	<input type="checkbox"/>	4. Course illustrates use of social and behavioral science perspectives and data.	Course description, syllabus, & table of Contents from the textbook		
		THE FOLLOWING TYPES OF COURSES ARE EXCLUDED FROM THE [SB] AREA EVEN THOUGH THEY MIGHT GIVE SOME CONSIDERATION TO SOCIAL AND BEHAVIORAL SCIENCE CONCERNS:			
		• Courses with primarily arts, humanities, literary or philosophical content.			
		• Courses with primarily natural or physical science content.			
		• Courses with predominantly applied orientation for professional skills or training purposes.			
		• Courses emphasizing primarily oral, quantitative, or written skills.			

Course Prefix	Number	Title	General Studies Designation
HSE	323	Perception and Human Systems	SB

Explain in detail which student activities correspond to the **specific** designation criteria.
Please use the following organizer to explain how the criteria are being met.

Criteria (from checklist)	How course meets spirit (contextualize specific examples in next column)	Please provide detailed evidence of how course meets criteria (i.e., where in syllabus)
1	This course is designed to provide students with a profound understanding of how we receive and interpret information from the natural and social environments. Topics specifically include speech perception (chap 13), perceiving other people's intention and action (Chap 7), and perceiving pain in social situations (Chap 14).	The classes on 10/06/2015, 10/08/2015, 10/22/2015, & 11/10/2015 will focus particularly on the perceptual processes involved in social interaction, for example, speech perception, understanding of other people's action and intention, and pain perceived in social situations.
2	One theme of this course is the perception of information from social interaction. It will cover how we perceive sounds and speech, how we understand other people's intention and action, and how we feel touch and pain in social situations. These topics will be beneficial for students in neuroscience, psychology, anthropology, and sociology.	See the table of content from the textbook. Chapters 6, 7, 11, 12, 13, & 14 address the perceptual problems in the context of social interaction such as perception of attention, understanding of other people's intention and action, speech perception, music perception, and feeling of pain in social situations.
3	The course will extensively cover the behavioral aspects of perception and use many real-world illustrations and illusions to show how our perceptual systems work.	The class on 08/27/2015, for example, will address specifically the research methods used to study human perception. Signal detection theory will be covered, which has been used in a wide range of research areas

	<p>It also teaches students the techniques and methods used to investigate human behavior (see Chap 1 & Appendix).</p>	<p>in psychology, sociology, and neuroscience.</p>
<p>4</p>	<p>This course emphasizes the integration of behavioral research with potential applications to engineering practice. The covered topics will include the application of perceptual theories to real-world problems like computer vision, display technologies, graphic design, sound processing, etc.</p>	<p>Throughout this course we will discuss the application of perceptual theories to real-world problems, for example, shape/object recognition by computer (Chap 5) and computer understanding of speech (Chap 13).</p>

Course Catalog Description

HSE 323: Perception and Human Systems

In-depth exploration of methods by which humans receive and interpret information from the world through vision, audition, taste, smell, touch, and movement. Emphasizes the integration of behavioral research with applications to engineering practice. Topics will cover a wide range from the biological basis of sensory information processing, to the behavioral aspects of perception, and to the applications of perceptual theories to disciplines like computer vision, and graphic design. Students will gain a solid foundation for further study and research in psychology, sociology, human development, neuroscience, and other related fields.

HSE-323: Perception and Human Systems

Arizona State University
Fall semester 2015
Course line # 12345

Instructor Information:

Dates of classes: Tues & Thurs, Aug. 20 - Dec. 3
Instructor: Bing Wu, Ph.D.
Human System Engineering Program
Email: Bing.Wu@asu.edu (*preferred contact method*)
Work Phone: 480-727-3716 (O)
Office Hours: Tues & Thurs, 4:30 – 5:30 or by appointments through email
Office Location: 150E, Santa Catalina Hall, Polytechnic campus

Course Information:

Pre-requisites: HSE 101, PSY 101, or EGR 103 and junior/senior standing

Course Format: Lectures. The class will meet on **Tuesdays and Thursdays from 12:00 to 1:15 pm at Room 310, Peralta Hall.**

Course description: In-depth exploration of methods by which humans receive and interpret information from the world through vision, audition, taste, smell, touch, and movement. Emphasizes the integration of behavioral research with applications to engineering practice. Topics will cover a wide range from the biological basis of sensory information processing, to the behavioral aspects of perception, and to the applications of perceptual theories to disciplines like computer vision, and graphic design. Students will gain a solid foundation for further study and research in psychology, sociology, human development, neuroscience, and other related fields.

Required Course Texts, Materials and Resources:

The required textbook is as follows:

Goldstein, E.B. (2009). *Sensation and Perception* (8th Edition). Belmont, CA: Wadsworth Publishing.

Course materials like Powerpoint presentations and study guides for the exams will be available on the Blackboard (<http://myasucourses.asu.edu>).

Student Objectives and Learning Outcomes

After completing this course, students should be able to:

- Describe how our perceptual systems operate and how sensory and perceptual processes shape the experience of “reality”;
- Identify the classical and modern research techniques, and their roles in the science of perceptual systems;
- Critically analyze original research in perception;
- Apply perceptual theories and research to engineering problems.

Tentative Course Calendar

<i>Date</i>	<i>Class Topic & Required Reading</i>
08/20/2015	<i>Syllabus & class introduction</i>
08/25/2015	<i>Introduction to perceptual systems</i> Reading: <i>Chap 1 (pp. 3 - 12)</i>
08/27/2015	<i>Research methods & techniques</i> Reading: <i>Chap 1 (pp. 12 - 20), Appendix (401-406)</i>
09/01/2015	<i>Introduction to neurons and neuronal networks</i> Reading: <i>Chap 2 (pp. 23 - 39)</i>
09/03/2015	<i>Vision as information processing: Information processing in the retina</i> Reading: <i>Chap 3 (pp. 43 - 68)</i>
09/08/2015	<i>Vision as information processing: From retina to primary visual cortex</i> Reading: <i>Chap 4 (pp. 73 - 87)</i>
09/10/2015	<i>Vision as information processing: Higher order visual centers</i> Reading: <i>Chap 4 (pp. 88 - 95)</i>
09/15/2015	<i>Visual functions: Processing of color information</i> Reading: <i>Chap 9 (pp. 201 - 225)</i>
09/17/2015	<i>Review (1)</i>
09/22/2015	Exam 1
09/24/2015	<i>Visual functions: Object recognition & Scene analysis</i> Reading: <i>Chap 5 (pp. 99 - 127)</i>
09/29/2015	<i>Visual functions: Perceiving Motion</i> Reading: <i>Chap 8 (pp. 177 - 196)</i>
10/01/2015	<i>Visual functions: Spatial perception & 3D-display technologies</i> Reading: <i>Chap 10 (pp. 229 - 255)</i>
10/06/2015	<i>Visual attention</i> Reading: <i>Chap 6 (pp. 133 - 150)</i>
10/08/2015	<i>Vision and action</i> Reading: <i>Chap 7 (pp. 155 - 172)</i>
10/13/2015	Fall Break – Classes Excused
10/15/2015	<i>Auditory perception: Anatomy of the ear & auditory signal processing</i> Reading: <i>Chap 11 (pp. 259 - 287)</i>
10/20/2015	<i>Auditory perception: Sound localization & auditory scene analysis</i> Reading: <i>Chap 12 (pp. 291 - 307)</i>
10/22/2015	<i>Auditory perception: Understanding speech</i> Reading: <i>Chap 13 (pp. 311 - 325)</i>
10/27/2015	<i>Perception and virtual realities</i> Reading: “Chap 1. Introduction to Virtual Reality” in Craig, A. B., Sherman, W. R., & Will, J. D. (2009). <i>Developing virtual reality applications: Foundations of effective design</i> . Burlington, MA: Morgan Kaufmann. Armbrüster, C., Wolter, M., Kuhlen, T., Fimm, B. & Spijkers, W. (2008). <i>Depth perception in virtual reality: distance estimations in peri- and extrapersonal space</i> . <i>Cyberpsychology & Behavior</i> , 11(1), 9–15.
10/29/2015	<i>Review (2)</i>
11/03/2015	Exam 2
11/05/2015	<i>Sense of Touch</i> Reading: <i>Chap 14 (pp. 329 - 349)</i>

11/10/2015	<i>Pain</i> Reading: <i>Chap 14 (pp. 343 - 351)</i>
11/13/2015	<i>Chemical sensation: smelling</i> Reading: <i>Chap 15 (pp. 355 - 366)</i>
11/17/2015	<i>Chemical sensation: Tasting</i> Reading: <i>Chap 15 (pp. 366 - 375)</i>
11/19/2015	<i>Vestibular system</i> Reading: " <i>Chapter 15: Spatial Orientation and the Vestibular System</i> " in Wolfe, J. M., et al. (2012). <i>Sensation & perception (3rd ed.)</i> . Sunderland, MA: Sinauer Associates, Inc.
11/24/2015	<i>Sensory integration & substitution</i> Reading: Beeli, G., et al. (2005). <i>Synaesthesia: When coloured sounds taste sweet</i> . <i>Nature</i> , 434, 38. Reading: Castiello, U. et al. (2006). <i>Cross-Modal Interactions between Olfaction and Vision When Grasping</i> . <i>Chemical Senses</i> , 31(7) 665-671.
11/26/2015	Thanksgiving – Classes Excused
12/01/2015	<i>Development of perceptual systems</i> Reading: <i>Chap 16 (pp. 379 - 397)</i>
12/03/2015	<i>Review (3)</i>
12/08/2015	Exam 3

Course Assignments

For each topic, there will be lectures and assigned readings. The course requirements are (1) participation in class; (2) homework; (3) quizzes, and (4) three exams.

Readings: Reading assignments will be posted on the Blackboard or come from the textbooks. You should do the assigned reading before class.

Homework: Homework assignments will be posted on the Blackboard.

Quizzes: Quizzes will be given at the beginning of each class (excluding the review and exam days). They are designed to test your understanding of the reading assignment and ensure that you come prepared. Each quiz will account for 1% of the total grade. The quizzes also serve as an attendance record. NO make-up quizzes will be given. If a student misses a quiz, he or she will receive NO point for that quiz.

Exams: There will be three exams based on the materials covered in the classroom. The exams will be closed-book, closed-notes, closed-homework, and taken in class. The format is a combination of multiple-choice, short answer, and short essay. There will be NO make-up exam unless there is a documented emergency. Anyone missing an exam without a ASU sanctioned excuse will receive a zero score.

The course grade will be based as follows:

Exam 1	20 pts
Exam 2	20 pts
Exam 3	20 pts
Quizzes	20 pts
Homework	20 pts
TOTAL	100 pts

Grading Scale

Final grades will be assigned as follows:

A+	>=96%	A	93-95%	A-	90-92%
B+	86-89%	B	83-85%	B-	80-82%
C+	76-79%	C	70-75%	D	60-69%
E	<60%				
XE	Failure due to academic dishonesty				

NO incomplete grades will be given except in cases of serious medical emergencies as evidenced by a documented report.

Grade Appeals

ASU has formal and informal channels to appeal a grade. If you wish to appeal any grading decisions, please see <http://catalog.asu.edu/appeal>.

Classroom behavior:

- **Attendance and Participation**

Your presence for the entire class period is mandatory and critical to academic success. The following penalties will be imposed for missing class without a valid and verifiable excuse: Every unexcused absence causes a deduction of 5 points from the final grade. Absences will be excused ONLY if the student has a ASU sanctioned excuse. The excused absences include those resulting from: (1) illness, death in the family or other emergency, or other reasons beyond the student's control; (2) a student's religious beliefs, observances, and practices that are in accord with ACD 304-04 (<http://www.asu.edu/aad/manuals/acd/acd304-04.html>), "Accommodation for Religious Practices", and (3) those university sanctioned events/activities that are in accord with ACD 304-02 (<http://www.asu.edu/aad/manuals/acd/acd304-02.html>), "Missed Classes Due to University-Sanctioned Activities".

- **Late and Missing Assignments**

Make-up exams will NOT be given unless the student provides documentation of the illness or emergency. Anyone missing an exam without a university sanctioned excuse will receive a zero score.

- **Cell Phone and Recording Devices**

Always turn off your cellular phone before you enter our classroom. You are not allowed to receive and make phone calls during class meetings. Other communication devices and recording devices are also strictly prohibited from the classroom.

- **Electronic Communication**

Acceptable use of university computers, internet and electronic communications can be found in the Student Code of Conduct (<http://www.asu.edu/aad/manuals/usi/usi104-01.html>) and in the University's Computer, Internet, and Electronic Communications Policy (<http://www.asu.edu/aad/manuals/acd/acd125.html>).

University policies:

- **Academic Integrity**

All students at ASU are expected to follow the Student Code of Conduct. Each student must act with honesty and integrity, and must respect the rights of others in carrying out all academic assignments. Plagiarism, and any other form of academic dishonesty that is in violation with the Student Code of Conduct, will not be tolerated. All necessary and appropriate sanctions will be issued to all parties involved with plagiarizing any and all course work. For more information, please see the ASU Student Academic Integrity Policy: <http://provost.asu.edu/academicintegrity>.

- **Nondiscrimination, Anti-Harassment, and Nonretaliation**

Arizona State University is committed to providing the university community, including students, faculty, staff, and guests, with an environment that is free of harassment, discrimination, or retaliation. ASU expressly prohibits harassment, discrimination, and retaliation by employees, students, contractors, or agents of the university based on protected status, including race, color, religion, sex, national origin, age, disability, veteran status, sexual orientation, and gender identity. If you believe that you have been subjected to any discrimination, harassment, or retaliation in violation of this policy, or you believe that this policy has been violated, you should report the matter immediately to the Office of Equity and Inclusion (<https://cfo.asu.edu/hr-equityandinclusion>; Phone: (480) 965-5057; Fax: (480) 237-7998; Email: EqualityandInclusion@mainex1.asu.edu).

- **Policy against Threatening Behavior**

Any kind of abusive, disruptive, threatening, or violent behaviour will NOT be tolerated. Students are expected to comply with the ASU policy against threatening behavior, per the *Student Services Manual*, SSM 104–02 (<http://www.asu.edu/aad/manuals/ssm/ssm104-02.html>), “Handling Disruptive, Threatening, or Violent Individuals on Campus”. Any violent or threatening conduct by an ASU student in this class will be reported to the ASU Police Department and the Office of the Dean of Students.

- **Disability Accommodations**

To request academic accommodations due to a disability, please contact the ASU Disability Resource Center (<https://eoss.asu.edu/drc>; Phone: (480) 965-1234; Fax: (480) 965-0441; Email: DRC@asu.edu). This is a very important step as accommodations may be difficult to make retroactively. If you have a letter from their office indicating that you have a disability which requires academic accommodations, in order to assure that you receive your accommodations in a timely manner, please present this documentation to me no later than the end of the first week of the semester so that your needs can be addressed effectively.

- **Religious Accommodations**

Students will not be penalized for missing class due to religious obligations, holidays, observances, and practices that are in accord with ACD 304–04 (<http://www.asu.edu/aad/manuals/acd/acd304-04.html>). Students who need to be absent from class due to the observance of a religious holiday or participate in

required religious functions must notify me in writing as far in advance of the holiday/obligation as possible. Students will need to identify the specific holiday or obligatory function to me. The student should contact me to make arrangements for making up tests/assignments within a reasonable time.

- **Military Personnel Statement**

A student who is a member of the National Guard, Reserve, or other U.S. Armed Forces branch and is unable to complete classes because of military activation may request complete or partial administrative unrestricted withdrawals or incompletes depending on the timing of the activation. For information, please see <http://www.asu.edu/aad/manuals/usi/usi201-18.html>.

Syllabus disclaimer:

This syllabus is intended to give the student guidance in what may be covered during the semester. Efforts will be made to follow the syllabus as outlined above, but the possibility exists that unforeseen events will make syllabus changes necessary. The instructor reserves the right to make changes to this syllabus and/or course schedule. If changes are made, students will be notified in a timely manner by e-mail or by an announcement in class.

SENSATION AND PERCEPTION



E. BRUCE GOLDSTEIN

Eighth Edition

Brief Contents

- 1** Introduction to Perception 3
- 2** Introduction to the Physiology of Perception 23
- 3** Introduction to Vision 43
- 4** The Visual Cortex and Beyond 73
- 5** Perceiving Objects and Scenes 99
- 6** Visual Attention 133
- 7** Taking Action 155
- 8** Perceiving Motion 177
- 9** Perceiving Color 201
- 10** Perceiving Depth and Size 229
- 11** Sound, the Auditory System, and Pitch Perception 259
- 12** Sound Localization and the Auditory Scene 291
- 13** Speech Perception 311
- 14** The Cutaneous Senses 329
- 15** The Chemical Senses 355
- 16** Perceptual Development 379
- Appendix
Signal Detection Theory 401
- Glossary 407
- References 425
- Name Index 443
- Subject Index 449

Contents



1

Introduction to Perception 3

WHY READ THIS BOOK? 4

THE PERCEPTUAL PROCESS 5

The Stimulus 5

Electricity 7

Experience and Action 8

Knowledge 9

DEMONSTRATION: Perceiving a Picture 10

HOW TO APPROACH THE STUDY OF PERCEPTION 11

MEASURING PERCEPTION 12

Description 13

Recognition 13

METHOD: Recognition 13

Detection 13

METHOD: Determining the Absolute Threshold 13

METHOD: Determining the Difference Threshold 15

Magnitude Estimation 16

METHOD: Magnitude Estimation 16

Search 17

Other Methods of Measurement 17

SOMETHING TO CONSIDER: THRESHOLD MEASUREMENT CAN BE INFLUENCED BY HOW A PERSON CHOOSES TO RESPOND 18

TEST YOURSELF 1.1 18

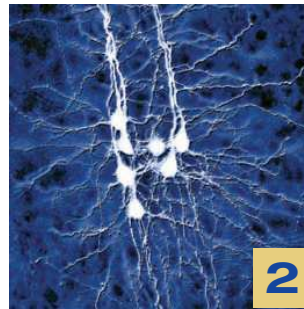
Think About It 19

If You Want to Know More 19

Key Terms 19

Media Resources 19

VL VIRTUAL LAB 20



2

Introduction to the Physiology of Perception 23

THE BRAIN: THE MIND'S COMPUTER 24

Brief History of the Physiological Approach 24

Basic Structure of the Brain 26

NEURONS: CELLS THAT CREATE AND TRANSMIT ELECTRICAL SIGNALS 26

Structure of Neurons 26

Recording Electrical Signals in Neurons 27

METHOD: Recording From a Neuron 27

Chemical Basis of Action Potentials 29

Basic Properties of Action Potentials 30

Events at the Synapse 30

TEST YOURSELF 2.1 32

NEURAL PROCESSING: EXCITATION, INHIBITION, AND INTERACTIONS BETWEEN NEURONS 32

Excitation, Inhibition, and Neural Responding 32

Introduction to Receptive Fields 34

METHOD: Determining a Neuron's Receptive Field 34

THE SENSORY CODE: HOW THE ENVIRONMENT IS REPRESENTED BY THE FIRING OF NEURONS 36

Specificity Coding: Representation by the Firing of Single Neurons 36

Distributed Coding: Representation by the Firing of Groups of Neurons 38

Sparse Coding: Distributed Coding With Just a Few Neurons 38

SOMETHING TO CONSIDER: THE MIND-BODY PROBLEM 39

TEST YOURSELF 2.2 39

Think About It 40

If You Want to Know More 40
Key Terms 40
Media Resources 40

VL VIRTUAL LAB 40



Introduction to Vision 43

FOCUSING LIGHT ONTO THE RETINA 44

Light: The Stimulus for Vision 44

The Eye 44

Light Is Focused by the Eye 44

DEMONSTRATION: Becoming Aware of What Is in Focus 45

TRANSFORMING LIGHT INTO ELECTRICITY 47

The Visual Receptors and Transduction 47

How Does Transduction Occur? 47

PIGMENTS AND PERCEPTION 50

Distribution of the Rods and Cones 50

DEMONSTRATION: Becoming Aware of the Blind Spot 52

DEMONSTRATION: Filling in the Blind Spot 52

Dark Adaptation of the Rods and Cones 52

METHOD: Measuring Dark Adaptation 53

Spectral Sensitivity of the Rods and Cones 56

TEST YOURSELF 3.1 57

NEURAL CONVERGENCE AND PERCEPTION 58

Why Rods Result in Greater Sensitivity Than Cones 58

Why We Use Our Cones to See Details 60

DEMONSTRATION: Foveal Versus Peripheral Acuity 60

LATERAL INHIBITION AND PERCEPTION 61

What the Horseshoe Crab Teaches Us About

Inhibition 62

Lateral Inhibition and Lightness Perception 62

DEMONSTRATION: Creating Mach Bands in Shadows 64

DEMONSTRATION: Simultaneous Contrast 66

A Display That Can't Be Explained by Lateral

Inhibition 67

SOMETHING TO CONSIDER: PERCEPTION IS INDIRECT 68

TEST YOURSELF 3.2 68

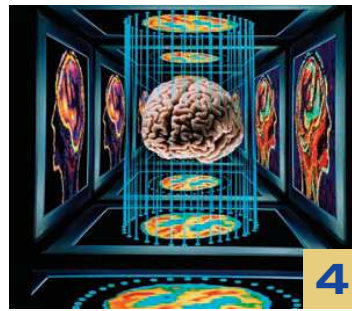
Think About It 68

If You Want to Know More 69

Key Terms 69

Media Resources 70

VL VIRTUAL LAB 70



The Visual Cortex and Beyond 73

FOLLOWING THE SIGNALS FROM RETINA TO CORTEX 74

The Visual System 74

Processing in the Lateral Geniculate Nucleus 75

METHOD: Determining Retinotopic Maps by Recording From Neurons 76

Receptive Fields of Neurons in the Striate Cortex 77

DO FEATURE DETECTORS PLAY A ROLE IN PERCEPTION? 79

Selective Adaptation and Feature Detectors 79

METHOD: Selective Adaptation to Orientation 80

Selective Rearing and Feature Detectors 80

MAPS AND COLUMNS IN THE STRIATE CORTEX 82

Maps in the Striate Cortex 82

METHOD: Brain Imaging 82

Columns in the Striate Cortex 84

How Is an Object Represented in the Striate Cortex? 86

TEST YOURSELF 4.1 87

STREAMS: PATHWAYS FOR WHAT, WHERE, AND HOW 87

Streams for Information About What and Where 88

METHOD: Brain Ablation 88

Streams for Information About What and How 89

METHOD: Dissociations in Neuropsychology 89

MODULARITY: STRUCTURES FOR FACES, PLACES, AND BODIES 91

Face Neurons in the Monkey's IT Cortex 92

Areas for Faces, Places, and Bodies in the Human Brain 92

SOMETHING TO CONSIDER: HOW DO NEURONS BECOME SPECIALIZED? 94

Is Neural Selectivity Shaped by Evolution? 94

How Neurons Can Be Shaped by Experience 94

TEST YOURSELF 4.2 95

Think About It 95

If You Want to Know More 96

Key Terms 96

Media Resources 97

VL VIRTUAL LAB 97



Perceiving Objects and Scenes 99

5

WHY IS IT SO DIFFICULT TO DESIGN A PERCEIVING MACHINE? 101

- The Stimulus on the Receptors Is Ambiguous 101
- Objects Can Be Hidden or Blurred 102
- Objects Look Different From Different Viewpoints 102

THE GESTALT APPROACH TO OBJECT PERCEPTION 104

- DEMONSTRATION:** Making Illusory Contours Vanish 104
- The Gestalt Laws of Perceptual Organization 105
- DEMONSTRATION:** Finding Faces in a Landscape 107
- Perceptual Segregation: How Objects Are Separated From the Background 108
- The Gestalt “Laws” as Heuristics 109

RECOGNITION-BY-COMPONENTS THEORY 110

- DEMONSTRATION:** Non-Accidental Properties 111

■ TEST YOURSELF 5.1 113

PERCEIVING SCENES AND OBJECTS IN SCENES 114

- Perceiving the Gist of a Scene 114
- METHOD:** Using a Mask to Achieve Brief Stimulus Presentations 114
- Regularities in the Environment: Information for Perceiving 115
- DEMONSTRATION:** Shape From Shading 116
- DEMONSTRATION:** Visualizing Scenes and Objects 117
- The Role of Inference in Perception 118
- Revisiting the Science Project: Designing a Perceiving Machine 119

THE PHYSIOLOGY OF OBJECT AND SCENE PERCEPTION 120

- Neurons That Respond to Perceptual Grouping and Figure–Ground 120
- How Does the Brain Respond to Objects? 121
- Connecting Neural Activity and Perception 122
- METHOD:** Region-of-Interest Approach 122

SOMETHING TO CONSIDER: MODELS OF BRAIN ACTIVITY THAT CAN PREDICT WHAT A PERSON IS LOOKING AT 124

■ TEST YOURSELF 5.2 127

- Think About It* 127
- If You Want to Know More* 128

Key Terms 129
Media Resources 129

VL VIRTUAL LAB 129



Visual Attention 133

6

ATTENTION AND PERCEIVING THE ENVIRONMENT 134

- Why Is Selective Attention Necessary? 134
- How Is Selective Attention Achieved? 135
- What Determines How We Scan a Scene? 135

HOW DOES ATTENTION AFFECT OUR ABILITY TO PERCEIVE? 137

- Perception Can Occur Without Focused Attention 137
- Perception Can Be Affected by a Lack of Focused Attention 138

- DEMONSTRATION:** Change Detection 139

■ TEST YOURSELF 6.1 141

DOES ATTENTION ENHANCE PERCEPTION? 141

- Effects of Attention on Information Processing 141
- Effects of Attention on Perception 142

ATTENTION AND EXPERIENCING A COHERENT WORLD 143

- Why Is Binding Necessary? 143
- Feature Integration Theory 144
- DEMONSTRATION:** Searching for Conjunctions 145
- The Physiological Approach to Binding 146


THE PHYSIOLOGY OF ATTENTION 146

SOMETHING TO CONSIDER: ATTENTION IN AUTISM 148

■ TEST YOURSELF 6.2 150

- Think About It* 150
- If You Want to Know More* 151
- Key Terms* 152
- Media Resources* 152

VL VIRTUAL LAB 152



Taking Action 155

THE ECOLOGICAL APPROACH TO PERCEPTION 156

- The Moving Observer and Information in the Environment 156
- Self-Produced Information 157
- The Senses Do Not Work in Isolation 158
 - DEMONSTRATION:** Keeping Your Balance 158

NAVIGATING THROUGH THE ENVIRONMENT 159

- Other Strategies for Navigating 159
- The Physiology of Navigation 161

■ TEST YOURSELF 7.1 165

ACTING ON OBJECTS: REACHING AND GRASPING 165

- Affordances: What Objects Are Used For 165
- The Physiology of Reaching and Grasping 166

OBSERVING OTHER PEOPLE'S ACTIONS 168

- Mirroring Others' Actions in the Brain 168
- Predicting People's Intentions 169
- Mirror Neurons and Experience 170

SOMETHING TO CONSIDER: CONTROLLING MOVEMENT WITH THE MIND 171

■ TEST YOURSELF 7.2 172

- Think About It* 173
- If You Want to Know More* 173
- Key Terms* 173
- Media Resources* 174

VL VIRTUAL LAB 174



Perceiving Motion 177

FUNCTIONS OF MOTION PERCEPTION 178

- Motion Helps Us Understand Events in Our Environment 178
- Motion Attracts Attention 179

- Motion Provides Information About Objects 179
 - DEMONSTRATION:** Perceiving a Camouflaged Bird 179

STUDYING MOTION PERCEPTION 180

- When Do We Perceive Motion? 180
- Comparing Real and Apparent Motion 181
- What We Want to Explain 182

MOTION PERCEPTION: INFORMATION IN THE ENVIRONMENT 183

NEURAL FIRING TO MOTION ACROSS THE RETINA 184

- Motion of a Stimulus Across the Retina: The Aperture Problem 184

DEMONSTRATION: Motion of a Bar Across an Aperture 185

- Motion of Arrays of Dots on the Retina 186

METHOD: Microstimulation 188

■ TEST YOURSELF 8.1 188

TAKING EYE MOTIONS INTO ACCOUNT: THE COROLLARY DISCHARGE 189

- Corollary Discharge Theory 189
- Behavioral Demonstrations of Corollary Discharge Theory 190
 - DEMONSTRATION:** Eliminating the Image Displacement Signal With an Afterimage 190
 - DEMONSTRATION:** Seeing Motion by Pushing on Your Eyelid 190
- Physiological Evidence for Corollary Discharge Theory 191

PERCEIVING BIOLOGICAL MOTION 192

- Brain Activation by Point-Light Walkers 192
- Linking Brain Activity and the Perception of Biological Motion 193
 - METHOD:** Transcranial Magnetic Stimulation (TMS) 193

SOMETHING TO CONSIDER: GOING BEYOND THE STIMULUS 194

- Implied Motion 194
- Apparent Motion 195

■ TEST YOURSELF 8.2 195

- Think About It* 196
- If You Want to Know More* 196
- Key Terms* 197
- Media Resources* 197

VL VIRTUAL LAB 197



Perceiving Color 201

INTRODUCTION TO COLOR 202

- What Are Some Functions of Color Vision? 202
- What Colors Do We Perceive? 203
- Color and Wavelength 204
- Wavelengths Do Not Have Color! 206

TRICHROMATIC THEORY OF COLOR VISION 207

- Behavioral Evidence for the Theory 207
- The Theory: Vision Is Trichromatic 207
- Physiology of Trichromatic Theory 207

■ TEST YOURSELF 9.1 211

COLOR DEFICIENCY 211

- Monochromatism 212
- Dichromatism 212
- Physiological Mechanisms of Receptor-Based Color Deficiency 213

OPPONENT-PROCESS THEORY OF COLOR VISION 213

- Behavioral Evidence for the Theory 213
 - DEMONSTRATION:** The Colors of the Flag 214
 - DEMONSTRATION:** Afterimages and Simultaneous Contrast 214
 - DEMONSTRATION:** Visualizing Colors 214
- The Theory: Vision Is An Opponent Process 215
- The Physiology of Opponent-Process Vision 215

COLOR IN THE CORTEX 217

■ TEST YOURSELF 9.2 217

PERCEIVING COLORS UNDER CHANGING ILLUMINATION 217

- DEMONSTRATION:** Color Perception Under Changing Illumination 218
- Chromatic Adaptation 219
 - DEMONSTRATION:** Adapting to Red 219
- The Effect of the Surroundings 220
 - DEMONSTRATION:** Color and the Surroundings 220
- Memory and Color 220

LIGHTNESS CONSTANCY 220

- Intensity Relationships: The Ratio Principle 221
- Lightness Perception Under Uneven Illumination 221
 - DEMONSTRATION:** The Penumbra and Lightness Perception 222
 - DEMONSTRATION:** Perceiving Lightness at a Corner 223

SOMETHING TO CONSIDER: EXPERIENCES THAT ARE CREATED BY THE NERVOUS SYSTEM 224

■ TEST YOURSELF 9.3 224

- Think About It* 224
- If You Want to Know More* 225
- Key Terms* 226
- Media Resources* 226

VL VIRTUAL LAB 227



Perceiving Depth and Size 229

OCULOMOTOR CUES 231

- DEMONSTRATION:** Feelings in Your Eyes 231

MONOCULAR CUES 231

- Pictorial Cues 231
- Motion-Produced Cues 233
 - DEMONSTRATION:** Deletion and Accretion 234

BINOCULAR DEPTH INFORMATION 235

- Binocular Disparity 235
 - DEMONSTRATION:** Two Eyes: Two Viewpoints 235
- Connecting Disparity Information and the Perception of Depth 238
 - DEMONSTRATION:** Binocular Depth From a Picture, Without a Stereoscope 238
- The Correspondence Problem 240

DEPTH INFORMATION ACROSS SPECIES 240

THE PHYSIOLOGY OF DEPTH PERCEPTION 242

- Neurons That Respond to Pictorial Depth 242
- Neurons That Respond to Binocular Disparity 242
- Connecting Binocular Depth Cells and Depth Perception 242

■ TEST YOURSELF 10.1 243

PERCEIVING SIZE 243

- The Holway and Boring Experiment 244
- Size Constancy 246
 - DEMONSTRATION:** Perceiving Size at a Distance 247
 - DEMONSTRATION:** Size-Distance Scaling and Emmert's Law 247

VISUAL ILLUSIONS 249

- The Müller-Lyer Illusion 249
 - DEMONSTRATION:** Measuring the Müller-Lyer Illusion 249
 - DEMONSTRATION:** The Müller-Lyer Illusion With Books 250

The Ponzo Illusion 251
The Ames Room 251
The Moon Illusion 252

SOMETHING TO CONSIDER: DISTANCE PERCEPTION AND PERCEIVED EFFORT 253

TEST YOURSELF 10.2 254

Think About It 254
If You Want to Know More 255
Key Terms 256
Media Resources 256

VL VIRTUAL LAB 256



Sound, the Auditory System, and Pitch Perception 259

THE SOUND STIMULUS 261

Sound as Pressure Changes 261
Pressure Changes: Pure Tones 262
Pressure Changes: Complex Tones 263

PERCEIVING SOUND 264

Loudness 264
Pitch 265
The Range of Hearing 265
Timbre 267

TEST YOURSELF 11.1 268

THE EAR 268

The Outer Ear 268
The Middle Ear 268
The Inner Ear 270

THE REPRESENTATION OF FREQUENCY IN THE COCHLEA 272

Békésy's Place Theory of Hearing 273
Evidence for Place Theory 274
METHOD: Neural Frequency Tuning Curves 274
METHOD: Auditory Masking 275
How the Basilar Membrane Vibrates to Complex Tones 276
Updating Békésy 277
How the Timing of Neural Firing Can Signal Frequency 277
Hearing Loss Due to Hair Cell Damage 278

TEST YOURSELF 11.2 279

CENTRAL AUDITORY PROCESSING 280

Pathway From the Cochlea to the Cortex 280
Auditory Areas in the Cortex 280
What and Where Streams for Hearing 281

PITCH AND THE BRAIN 283

Linking Physiological Responding and Perception 283
How the Auditory Cortex Is Shaped by Experience 284

SOMETHING TO CONSIDER: COCHLEAR IMPLANTS—WHERE SCIENCE AND CULTURE MEET 285

The Technology 286
The Controversy 287

TEST YOURSELF 11.3 287

Think About It 287
If You Want to Know More 287
Key Terms 288
Media Resources 288

VL VIRTUAL LAB 289



Sound Localization and the Auditory Scene 291

AUDITORY LOCALIZATION 292

DEMONSTRATION: Sound Localization 292
Binaural Cues for Sound Location 293
Monaural Cue for Localization 295

THE PHYSIOLOGY OF AUDITORY LOCALIZATION 297

Narrowly Tuned ITD Neurons 297
Broadly Tuned ITD Neurons 298

TEST YOURSELF 12.1 298

PERCEPTUALLY ORGANIZING SOUNDS IN THE ENVIRONMENT 299

Auditory Scene Analysis 299
Principles of Auditory Grouping 300

HEARING INSIDE ROOMS 303

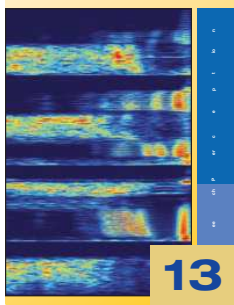
Perceiving Two Sounds That Reach the Ears at Different Times 304
DEMONSTRATION: The Precedence Effect 305
Architectural Acoustics 305

SOMETHING TO CONSIDER: INTERACTIONS BETWEEN VISION AND HEARING 306

TEST YOURSELF 12.2 307

Think About It 307
If You Want to Know More 308
Key Terms 308
Media Resources 308

VL VIRTUAL LAB 308



13

Speech Perception 311

THE SPEECH STIMULUS 312

The Acoustic Signal 312
Basic Units of Speech 313

THE VARIABLE RELATIONSHIP BETWEEN PHONEMES AND THE ACOUSTIC SIGNAL 315

Variability From Context 315
Variability From Different Speakers 315

INFORMATION FOR PHONEME PERCEPTION 316

Categorical Perception 316
Information Provided by the Face 318
Information From Our Knowledge of Language 318

■ **TEST YOURSELF 13.1** 319

INFORMATION FOR SPOKEN WORD PERCEPTION 319

Information From Sentence Context 319
 DEMONSTRATION: Perceiving Degraded Sentences 319
 DEMONSTRATION: Organizing Strings of Sounds 320
Information From Speaker Characteristics 322

SPEECH PERCEPTION AND THE BRAIN 323

Cortical Location of Speech Perception 323
Experience-Dependent Plasticity 324

SOMETHING TO CONSIDER: SPEECH PERCEPTION AND ACTION 324

■ **TEST YOURSELF 13.2** 325

Think About It 325
If You Want to Know More 326
Key Terms 326
Media Resources 326

VL **VIRTUAL LAB** 327



14

The Cutaneous Senses 329

OVERVIEW OF THE CUTANEOUS SYSTEM 330

The Skin 330

Mechanoreceptors 331
Pathways From Skin to Cortex 331
Maps of the Body on the Cortex 332
The Plasticity of Cortical Body Maps 333

PERCEIVING DETAILS 334

METHOD: Measuring Tactile Acuity 335
 Receptor Mechanisms for Tactile Acuity 335
 DEMONSTRATION: Comparing Two-Point Thresholds 335
 Cortical Mechanisms for Tactile Acuity 336

PERCEIVING VIBRATION 337

PERCEIVING TEXTURE 338

DEMONSTRATION: Perceiving Texture With a Pen 339

■ **TEST YOURSELF 14.1** 339

PERCEIVING OBJECTS 340

DEMONSTRATION: Identifying Objects 340
 Identifying Objects by Haptic Exploration 340
 The Physiology of Tactile Object Perception 341

PAIN 343

 Questioning the Direct Pathway Model of Pain 343
 The Gate Control Model 345
 Cognition and Pain 345
 The Brain and Pain 346

SOMETHING TO CONSIDER: PAIN IN SOCIAL SITUATIONS 349

■ **TEST YOURSELF 14.2** 349

Think About It 350
If You Want to Know More 350
Key Terms 351
Media Resources 351

VL **VIRTUAL LAB** 351



15

The Chemical Senses 355

THE OLFACTORY SYSTEM 356

 Functions of Olfaction 356
 Detecting Odors 357
 METHOD: Measuring the Detection Threshold 357
 Identifying Odors 358
 DEMONSTRATION: Naming and Odor Identification 358
 The Puzzle of Olfactory Quality 358

THE NEURAL CODE FOR OLFACTORY QUALITY 359

 The Olfactory Mucosa 359
 Olfactory Receptor Neurons 359

Activating Olfactory Receptor Neurons 361
METHOD: Calcium Imaging 361

Activating the Olfactory Bulb 361
METHOD: Optical Imaging 362
METHOD: 2-Deoxyglucose Technique 362


HIGHER-ORDER OLFACTORY PROCESSING 364
 Olfaction in the Environment 364
 The Physiology of Higher-Order Processing 365
■ TEST YOURSELF 15.1 366

THE TASTE SYSTEM 366
 Functions of Taste 366
 Basic Taste Qualities 367

THE NEURAL CODE FOR TASTE QUALITY 367
 Structure of the Taste System 367
 Distributed Coding 369
 Specificity Coding 370

THE PERCEPTION OF FLAVOR 372
 Flavor = Taste + Olfaction 373
DEMONSTRATION: “Tasting” With and Without the
 Nose 373
 The Physiology of Flavor Perception 373

**SOMETHING TO CONSIDER: INDIVIDUAL
 DIFFERENCES IN TASTING 374**
■ TEST YOURSELF 15.2 376
Think About It 376
If You Want to Know More 376
Key Terms 377
Media Resources 377
VL VIRTUAL LAB 377



16 Perceptual Development 379

BASIC VISUAL CAPACITIES 380
 Visual Acuity 380
METHODS: Preferential Looking and Visual Evoked
 Potential 380
 Contrast Sensitivity 383
 Perceiving Color 384
METHOD: Habituation 385
 Perceiving Depth 386

PERCEIVING FACES 387
 Recognizing Their Mother’s Face 387
 Is There a Special Mechanism for Perceiving Faces? 388
■ TEST YOURSELF 16.1 389

PERCEIVING OBJECT UNITY 389

HEARING 391
 Threshold for Hearing a Tone 391
 Recognizing Their Mother’s Voice 391

PERCEIVING SPEECH 392
 The Categorical Perception of Phonemes 393
 Experience and Speech Perception 394

INTERMODAL PERCEPTION 394

OLFACTION AND TASTE 395

**SOMETHING TO CONSIDER: THE UNITY OF
 PERCEPTION 396**
METHOD: Paired Comparison 396
■ TEST YOURSELF 16.2 397
Think About It 397
If You Want to Know More 398
Key Terms 399
Media Resources 399
VL VIRTUAL LAB 399

APPENDIX

Signal Detection Theory 401

A SIGNAL DETECTION EXPERIMENT 401

SIGNAL DETECTION THEORY 403
 Signal and Noise 403
 Probability Distributions 404
 The Criterion 404
 The Effect of Sensitivity on the ROC Curve 405

Glossary 407
References 425
Name Index 443
Subject Index 449