



ARIZONA STATE UNIVERSITY  
GENERAL STUDIES COURSE PROPOSAL COVER FORM

**Course information:**

Copy and paste current course information from *Class Search/Course Catalog*.

Academic Unit	<u>College of Liberal Arts and Science</u>	Department	<u>School of International Letters and Cultures</u>
Subject	<u>JPN</u>	Number	<u>102</u>
		Title	<u>First Year Japanese II</u>
			Units: <u>5</u>
Is this a cross-listed course? If yes, please identify course(s)	<u>No</u>		
Is this a shared course? Course description:	<u>No</u>	If so, list all academic units offering this course _____	

**Requested designation:** Global Awareness-G

Note- a separate proposal is required for each designation requested

**Eligibility:**

Permanent numbered courses must have completed the university's review and approval process.  
For the rules governing approval of omnibus courses, contact the General Studies Program Office at (480) 965-0739.

**Area(s) proposed course will serve:**

A single course may be proposed for more than one core or awareness area. A course may satisfy a core area requirement and more than one awareness area requirements concurrently, but may not satisfy requirements in two core areas simultaneously, even if approved for those areas. With departmental consent, an approved General Studies course may be counted toward both the General Studies requirement and the major program of study.

**Checklists for general studies designations:**

Complete and attach the appropriate checklist

- Literacy and Critical Inquiry core courses (L)
- Mathematics core courses (MA)
- Computer/statistics/quantitative applications core courses (CS)
- Humanities, Fine Arts and Design core courses (HU)
- Social and Behavioral Sciences core courses (SB)
- Natural Sciences core courses (SQ/SG)
- Global Awareness courses (G)
- Historical Awareness courses (H)
- Cultural Diversity in the United States courses (C)

**A complete proposal should include:**

- Signed General Studies Program Course Proposal Cover Form
- Criteria Checklist for the area
- Course Syllabus
- Table of Contents from the textbook, and/or lists of course materials

**Contact information:**

Name Miko Foard Phone 480-965-6100  
Mail code 0202 E-mail: miko.foard@asu.edu

**Department Chair/Director approval: (Required)**

Chair/Director name (Typed): Joe Cutter Date: 8/5/13  
Chair/Director (Signature): 

## Table of Contents for Requesting “G” Designation for JPN102 (15 files altogether)

### Required materials

1. Signed general Studies Program Course Proposal Cover Form →JPN102 Course Proposal Cover Form
2. Criteria Checklist for the area→ checklist-g designation-JPN102 (G)
3. Course Syllabus→JPN102 sample syllabus spring 2013 (G)  
JPN102\_Semester Schedule - daily-Spring 2013 (G)  
Detailed Schedule\_JPN102(G) for C4, C5, C6 and C7
4. Table of Contents from the textbook→JPN102 text book table of contents

### Materials for your reference: Handouts of Projects

1. Pen Pal Project Handout-102-2013
2. Haiku Project- students' haiku JPN102\_1002
3. Online reading worksheet for C4
4. Online reading worksheet for C6
5. PortfolioHandout13-spring-JPN102
6. Shadowing Project Handout for 101and 102 (G)

## Arizona State University Criteria Checklist for

### GLOBAL AWARENESS [G]

#### Rationale and Objectives

Human organizations and relationships have evolved from being family and village centered to modern global interdependence. The greatest challenge in the nuclear age is developing and maintaining a global perspective which fosters international cooperation. While the modern world is comprised of politically independent states, people must transcend nationalism and recognize the significant interdependence among peoples of the world. The exposure of students to different cultural systems provides the background of thought necessary to developing a global perspective.

Cultural learning is present in many disciplines. Exposure to perspectives on art, business, engineering, music, and the natural and social sciences that lead to an understanding of the contemporary world supports the view that intercultural interaction has become a daily necessity. The complexity of American society forces people to balance regional and national goals with global concerns. Many of the most serious problems are world issues and require solutions which exhibit mutuality and reciprocity. No longer are hunger, ecology, health care delivery, language planning, information exchanges, economic and social developments, law, technology transfer, philosophy, and the arts solely national concerns; they affect all the people of the world. Survival may be dependent on the ability to generate global solutions to some of the most pressing problems.

The word university, from universitas, implies that knowledge comes from many sources and is not restricted to local, regional, or national perspectives. The Global Awareness Area recognizes the need for an understanding of the values, elements, and social processes of cultures other than the culture of the United States. Learning which recognizes the nature of others cultures and the relationship of America's cultural system to generic human goals and welfare will help create the multicultural and global perspective necessary for effective interaction in the human community.

Courses which meet the requirement in global awareness are of one or more of the following types: (1) in-depth area studies which are concerned with an examination of culture-specific elements of a region of the world, country, or culture group, (2) the study of contemporary non-English language courses that have a significant cultural component, (3) comparative cultural studies with an emphasis on non-U.S. areas, and (4) in-depth studies of non-U.S. centered cultural interrelationships of global scope such as the global interdependence produced by problems of world ecology, multinational corporations, migration, and the threat of nuclear war.

Proposer: Please complete the following section and attach appropriate documentation.

<b>ASU--[G] CRITERIA</b>			
<b>GLOBAL AWARENESS [G]</b>			
YES	NO		<b>Identify Documentation Submitted</b>
<input checked="" type="checkbox"/>	<input type="checkbox"/>	<b>1.</b> Studies <b>must</b> be composed of subject matter that addresses or leads to an understanding of the contemporary world outside the U.S.	Syllabus, Detailed Chapter Schedule, and Projects hand-outs
		<b>2.</b> The course must match at least one of the following descriptions: (check all which may apply):	
<input type="checkbox"/>	<input type="checkbox"/>	<b>a.</b> In-depth area studies which are concerned with an examination of culture-specific elements of a region, country or culture group. <b>The area or culture studied must be non-U.S. and the study must contribute to an understanding of the contemporary world.</b>	
<input checked="" type="checkbox"/>	<input type="checkbox"/>	<b>b.</b> The course is a language course for a contemporary non-English language, and has a significant cultural component.	Syllabus, Detailed Chapter Schedule, and Projects hand-outs
<input type="checkbox"/>	<input type="checkbox"/>	<b>c.</b> <b>The course is a comparative cultural study in which most, i.e., more than half, of the material is devoted to non-U.S. areas.</b>	
<input type="checkbox"/>	<input type="checkbox"/>	<b>d.</b> The course is a study of the cultural significance of a non-U.S.-centered global issue. The course examines the role of its target issue within each culture and the interrelatedness of various global cultures on that issue. It looks at the cultural significance of its issue in various cultures outside the U.S., both examining the issue's place within each culture and the effects of that issue on world cultures."	

Course Prefix	Number	Title	Designation
JPN	102	First Year Japanese II	Global Awareness (G)

Explain in detail which student activities correspond to the **specific** designation criteria.  
Please use the following organizer to explain how the criteria are being met.

Criteria (from checklist)	How course meets spirit (contextualize specific examples in next column)	Please provide detailed evidence of how course meets criteria (i.e., where in syllabus)
<p><b>SAMPLE:</b> 2d: study the cultural significance of a non-U.S. centered global issue</p>	<p><b>SAMPLE:</b> The course examines the cultural significance of financial markets Japan, Korea, and the UK.</p>	<p><b>SAMPLE:</b> Module 2 shows how Japanese literature has shaped how Japanese people understand world markets. Module 3 shows how Japanese popular culture has been changed by the world financial market system. Modules 4 &amp; 5 do the same for Korea and modules 6 &amp; 7 do the same for the UK.</p>
<p>1. Studies must be composed of subject matter that addresses or leads to an understanding of the contemporary world outside the U.S.</p>	<p>The way we teach our JPN102 is characterized by the use of authentic materials and utilizing web 2.0 in order to improve students' proficiency in reading, writing, speaking, listening, as well as deepening students' cultural awareness.</p>	<p>Syllabus. Detailed Chapter Schedule of the textbook, Yookoso, from Chapter 4 to 7. Projects, including compiling hard copy portfolio and ePortfolio. Shadowing of a poem by Miyazawa Kenji and a supernatural folk story collected and written by Koizumi Yakumo. Online reading assignments in Ch.4 (Weather) and Ch.6 (Food).</p>
<p>2.b. The course is a language course for a contemporary non-English language and has a significant cultural component.</p>	<p>In Ch.4 through 7, there are cultural components on forms and customs of letter writing in Japanese, Japanese popular sports and games, Japanese food, and clothing, including Japanese traditional kimono.</p>	<p>Online reading for Ch.4, students work on the weather section of one of the major newspapers in Japan, where they compare metrics vs. miles, and Celsius vs. Fahrenheit. They learn Japanese geography, and onomatopoeic expressions describing various types of rain. Students are introduced to haiku and create their own in Japanese. For Ch.6, students visit a Japanese restaurant and examine the menu, facility, transportation to get to the restaurant, and making a reservation on the internet. Through shadowing, students are exposed to a masterpiece of a poem and a supernatural folk story.</p>

--	--	--

## JPN 102: First Year Japanese II (Spring, 2013)

JPN 102-1001 (#20327): **MWF, 10:30 a.m. - 12:00 p.m., COWDN 215** Instructor: M. Foard

JPN 102-1002 (#10635): **Daily, 1:30p.m. - 2:20 p.m., LL113** Instructor: M. Foard

Office: LL445 Tel: 480/965-6100 or (message only) 480/965-6281

Office Hours: Tuesday, 12:00 – 1:00 p.m., Wednesday, 12:15 – 1:15 p.m., and Friday, from 2:30 to 3:30 p.m., or by appointment

JPN 102-1003 (#14829): **Daily, 3:00 - 3:50 p.m., LL221** Instructor: Bradley Wilson

Office: LL07 Tel: 480/727-0284 or (message only) 480/965-6281.

Office Hours: Monday 10:30 to 11:45 a.m., and Wednesday 1:30 to 2:45 p.m.

### Prerequisite

JPN101 or equivalent skills. JPN102 is the second half of First Year Japanese.

(It is assumed that you have already acquired the ability to read and write all of the ひらがな and カタカナ as well as the 75漢字 (かんじ) found in Chapters 1 through 3 of Yookoso.)

Basic computer skills including word processing in Japanese.

### JPN Section Policy

1) A grade of C or above is the minimum grade to move to the next level of Japanese, because language learning is a cumulative process, requiring a basic competency upon which to build. Do not attempt to move on until earning a C or better. Grades are awarded only for the full minimum points, without any rounding up. (C = 73-76.99...%; D = 60-72.99...%, and so on.)

#### Grading Scale (%)

A+	97 ~ 100	B+	87 ~	C+	77 ~	D	60 ~
A	93 ~	B	83 ~	C	73 ~	E	Below 60
A-	90 ~	B-	80 ~				

2) The use of electronic devices during instruction is distracting to both your classmates and instructor, and can lead to cheating. Therefore, during class, please turn all cell phones and laptops off. This means no phone calls and no text messaging!

### Academic dishonesty

As you were told when you first enrolled at ASU, submitting any work that is not fully your own is considered academic dishonesty, or cheating, and is contrary to university rules. This includes cheating in any way on tests, as well as turning in an assignment that someone else wrote or even just helped you write. Read ASU's policy at the following link: <https://provost.asu.edu/academicintegrity>

### Policy against threatening or violent behavior

Disruptive, threatening, or violent behavior toward the instructor or other students will not be tolerated, whether it occurs in class, out of class, or via electronic communications. Such behavior will be referred to campus police.

### Course Objectives

To acquire listening skills to the level of second semester Japanese (JPN 102).

To acquire oral skills to the JPN 102 level.

To acquire skimming, scanning, and intensive reading skills.

To acquire writing skills, including descriptions, and some functional writing tasks, such as filling in an application form.

To further understanding of a different culture.

To develop organizational skills, self-reflection and the ability to evaluate one's own strengths and weaknesses by compiling a portfolio.

To further develop computer literacy.

### Texts (Required)

**Yookoso! An Invitation to Contemporary Japanese, Third Edition**, by Yasu-Hiko Tohsaku (McGraw-Hill, 2006)

MainTextbook

and Workbook/Lab Manual. Audio materials are free to access online. The Third Edition of Yookoso, Book 1 costs \$162.50. (text alone). The workbook/lab manual is \$80.25. If you want to purchase both books together, the package deal is \$196.25.

**Yookoso Third Edition: Online Learning Tools**

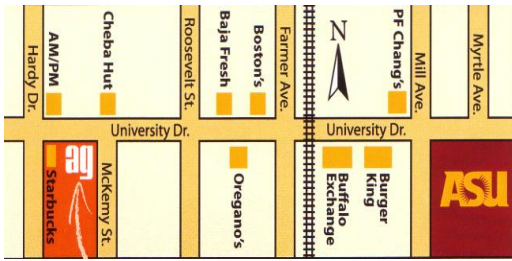
Go to: [www.mhhe.com/yookoso3](http://www.mhhe.com/yookoso3) and choose your textbook.

You'll see a small box, Online Learning Center, on the left side. Click Student Edition in the box. Choose the chapter from the box on the left side. Each chapter has vocabulary activities and grammar exercises. You are also able to listen to Yookoso textbook and workbook CDs online.

Textbook Audio Program → Textbook CDs

Laboratory Audio Program → Workbook CDs

**Xeroxed supplement: JPN102**, available (\$14.95 plus tax) at **alphagraphics** (815 W. University Dr. Tel. 480-968-7821) east of Hardy Drive on the south side of University in the alphagraphics Center.



### Kanji Supplement (Optional)

**JPN 101 Kanji Review Supplement - \$3.14 plus tax** is available at **the alternative copy shop**. This is for those who need an extensive review of JPN 101 kanji.

### Dictionaries (Optional)

Kodansha's furigana ENGLISH-JAPANESE DICTIONARY  
 Kodansha's furigana JAPANESE-ENGLISH DICTIONARY  
 KENKYUSHA'S FURIGANA ENGLISH-JAPANESE DICTIONARY  
 Kenkyusha's NEW COLLEGIATE Japanese-English dictionary  
 JAPANESE-ENGLISH LEARNER'S DICTIONARY (Kenkyusha)

Basic Kanji Book Vol.1 (Chieko Kano et al., Bonjinsha)

KANJI & KANA (by Hadamitzky/Spahn, Tuttle)

JAPANESE-ENGLISH CHARACTER DICTIONARY (by Andrew Nelson, Tuttle)

A Dictionary of Basic Japanese Grammar by Makino & Tsutsui (The Japan Times)

### Course Requirements

1. Regular attendance (the most important).
2. Active class participation.
3. Listening to and working with the CDs of each lesson or audio materials online.
4. Previewing activities of the main text, using the CDs or audio materials online, and checking your answers against the answer key in the Xeroxed Supplement.
5. Doing exercises in the Workbook/Lab Manual according to your detailed schedule, and checking your answers against the key in the X.S.
6. Turning in COMPLETED homework on time.
7. Projects.
8. Compiling hard copy and electronic portfolio.
9. Quizzes.
10. Chapter tests.
11. Oral exams.
12. Make your own kanji test.
13. Final exam.

### Grading

Class participation, projects and hand-in assignments: 25%

Chapter test/Quizzes: 45%

Portfolio: 20%

Final Exam: 10%

### Warnings

1. NO MAKE-UP QUIZZES OR TESTS.
2. Deadlines are final.
3. In order to fulfill the requirements of this course, you are expected to spend at least two hours every day outside the class to review, preview, listen to the audio materials online, or CD and do your homework. Please bear in mind that this course is demanding and intensive.

### CDs

This is a five-credit course with five hours of instruction and a minimum of one hour lab or other assigned audio lingual exercises outside the classroom per week. You will need to work with the CD or online audio program to do the listening comprehension exercises in the Workbook / Lab Manual. If you want the use of a CD to take with you, go to LL66 and request the first CD of Yookoso. When you put in your request, you will need to give the following information.

1. Name
2. Media title and disc number (e.g. Disc 1 of the Workbook / Laboratory Audio Program of Yookoso Book 1.)
3. Your contact information such as email and phone number.

You will trade in each CD for the CD of the next lesson following the same procedure.

Workbook CDs are: Disc 3: Chapters 4 and 5. Disc 4: Chapters 6 and 7.

There are Textbook CDs also available to be checked out. (Note: You can't check out workbook CD and Textbook CD at the same time.) Textbook CDs are: Disc 3: Chapters 4 and 5. Disc 4: Chapters 6 and 7.

If you want to keep all the CDs, please buy "Language Lab" CDs at the ASU Bookstore and exchange them for Pre-recorded CDs. You will need two CDs for the main text and two CDs for the Workbook / Laboratory Manual for JPN102.



**Projects** We will conduct several projects throughout the semester. Some are individual and some are group projects. These projects will be explained fully later.

1. Pen Pal project
2. **Creating Haiku Project**
3. Review Session Project
4. Interview Project
5. Make Your Own Kanji Project

#### Project (Continued)

##### 6. Shadowing Project is:

- Saying sounds out loud as you hear them almost immediately, as if you were a shadow.
- Traditionally, it is used to train simultaneous interpreters.
- In the early 90's it attracted researchers of ESL in Japan.
- In the early 2000's researchers of JSL explored the possibility of applying this method to Japanese language education.
- The research shows it is effective in not only improving your listening skills and pronunciation, but also in gaining grammatical accuracy and retaining vocabulary.

##### 7. e-Portfolio Project is:

- A portfolio is a compilation of your work and projects, such as さくぶん, Interview, Shadowing, and Review Session projects.
- By compiling them, you keep learning Japanese by expanding, correcting, recording, translating, and transcribing the materials, as well as developing your organizational skills and identifying your own strengths and weaknesses throughout the semester.
- An important element of this project is to make you focus on your goals for your learning, think about how to achieve your goals, and finally reflect on your achievement.
- This project will make you responsible for your own learning.
- We have both hard copy and electronic portions of the portfolio.

#### Missing classes, tardies and leaving early

Please email for any kind of absences. You will be required to document any excuse. Students who need to be absent from class due to the observance of a religious holiday or to participate in required religious functions must notify the faculty member in writing as far in advance of the holiday/obligation as possible. Students will need to identify the specific holiday or obligatory function to the faculty member. For an excused absence, contact your instructor by email or by phone. You are fully responsible for finding out the homework of the day, obtaining any handouts (it might be a good idea to ask your classmates to get an extra copy for you), and studying for the missed classes to catch up. Three tardies of more than ten minutes late will be counted toward one absence. Leaving the class early will be treated the same way. Often the last five minutes of the class are used for winding down, and important announcements and hand-outs are given. Do not ask your instructor to give a quiz early even when you have to leave class early for some serious reason. S/he has the liberty of conducting everyday quizzes whenever s/h chooses to. Also, please do not put your textbook or notebook away before your instructor says "じゃあ、また明日. . .". You are responsible to be in the class physically and mentally for the whole 50 (for daily class) or 90(for MWF class) minutes. **Your act of putting your things away before your instructor is finished instruction distracts the whole class.**

#### Instructor-initiated drop option

Students who do not attend the first week of classes can be dropped from the course at the instructor's discretion. It is the student's responsibility to contact the instructor before the end of the first week of classes if absences during that period cannot be avoided. Students should be aware that non-attendance will not automatically result in their being dropped, even though the instructor has the option of doing so. If you want to drop this course, you must do the job of dropping the course that you registered.

#### Final Exam

We are ordered by the university to give the final exams on the designated date. Please check your final exam schedule and do not make a plane reservation before or on the day of your final exam. The procedure to take the final exam other than the designated day and time will have to go through the Dean's Office and you need to have legitimate reasons.

#### What you have to do by tomorrow

Buy the JPN102 Xeroxed supplement right away and bring it tomorrow or your next class. Buy your textbook and workbook of Yookoso volume 1, if you do not have them already.

Preview C.4 by following the instructions in the detailed schedule.

#### What to do if you can not find a textbook to buy or do not have money to buy one until your next pay check

Go to Hayden Library and check it out for two hours or for overnight.

2 copies of Yookoso Vol. I (Third Edition) 2 hours reserve, overnight

2 copies of Workbook 1 (Third Edition) 2 hours reserve

Items designated as "overnight" will be due back within one hour of the library's opening the following day IF when checked out the item's due time would fall after the library closes.

If Third Editions are out, they have earlier versions of Yookoso as well. The contents are somewhat the same. Therefore, use them and keep up with the class and do not get behind. Getting behind from the start will haunt you for the rest of the semester. Avoid that situation by all means! **The following can be checked out for 7 days.**

Yookoso Vol. 1, 1st edition, 3 copies.

2nd edition, 2 copies.

WB for Book 1 second edition, 2 copies

Course Reserve FAQs: Go to <http://lib.asu.edu/access/reserves/students/faq>

#### Blackboard

Please check your Blackboard everyday. Syllabus, semester schedule, detailed schedules, chapter test check sheet will be uploaded

under “Course Information,” and げんこうようし, さくぶんmarks, さくぶん check sheet, various handouts and forms, etc. are under “Course Document.” Important announcement will appear on the cover page under the photo.

## **Other Important Information**

### **Summer Program in Japan**

**(Application deadline with one page essay and unofficial transcript is Friday, Feb. 8.)**

ASU Summer Program offers a five week first summer session at Hiroshima Shudo University in Hiroshima. This program is for Second Year first semester (JPN201) students and Third Year first semester (JPN301) students.

**Date: May 21 to June 29, 2013**

**Location:** Hiroshima Shudo University

**Courses offered:** Second Year Japanese I (JPN 201)

Third Year Japanese I (JPN301)

Intermediate Japanese Conversation (JPN394)

Japanese Religion and Culture (REL 394)

### **Summer Program in Japan Orientation**

**Tuesday, January 22, from 5:30 to 7:00 p.m. in MU 236, Mohave**

For more information, contact Foard sensei at (480)965-6100 or [miko.foard@asu.edu](mailto:miko.foard@asu.edu).

### **The Twenty-Fourth Annual Arizona Japanese Speech Contest**

**Date and Time:** Sunday, April 14, from 12:30 to 5:30 p.m.

**Location:** Auditorium, Desert Ridge High School, 10045 E. Madero Ave., Mesa, AZ 85209

**Application Deadline: January 31 (Thursday), 2013. (Applications must be postmarked on or before January 31.)**

Obtain the application form from your instructor

### **Study Abroad Opportunities through the Center for Global Education Services**

**(Check with the Study abroad with a new Application Deadline.)**

The Center for Global Education Services offers six exchange programs in Japan. To participate in these programs, you will need one-year of study (JPN101 and JPN102, 10 credit hours) of Japanese. For more details, contact Luis E.Vega, International Program Coordinator at (480)965-5965 or [luis.e.vega@asu.edu](mailto:luis.e.vega@asu.edu)

### **Spring 2013 ASU Study Abroad Fair by the School of International Letters and Cultures**

**Date and Time: Tuesday, February 5, 2013 from 11a.m. – 2 p.m.**

**Location:** Old Main Carson Ballroom, Tempe Campus.

### **Japanese Tutoring from the Student Success Center**

You can receive free tutoring from the Student Success Center at Hassayampa Academic Village. Going to tutoring regularly will help improve and maintain your level of Japanese study. For more information, you can visit <http://tutoring.asu.edu> The schedule for Japanese tutoring will be announced soon.

### **Conversation Partner Program with AECP**

The American English and Culture Program (AECP) offers a Conversation Partner Program with their Japanese students. This is a give and take arrangement: you practice speaking Japanese with them and they practice speaking English with you. Your instructor will distribute application forms at the end of the second week.

### **Conversation Club Program with AECP students**

AECP students from all over the world will be at Art Café (north side of Einstein Bros. Bagels) every Monday from 4:30-5:30pm to practice their English. You are required to talk only in English until 5:30, but after 5:30, you can switch to Japanese, or any other language you would like to practice.

### **Student Organizations**

If you are interested and want to know more about them, contact them or search them at the addresses below:

**BRIDGE of Japan – America**

[Bridge.japan.asu@gmail.com](mailto:Bridge.japan.asu@gmail.com)

<http://japan-bridge-asu.jimdo.com/>

**Japanese Student Association**

[jsa.asu@gmail.com](mailto:jsa.asu@gmail.com)

<http://jsaasu.web.fc2.com/>

JSA at ASU(Facebook)

### **Disability Accommodations**

Qualified students with disabilities who will require disability accommodations in this class are encouraged to make their requests to me at the beginning of the semester either during office hours or by appointment. **Note: Prior to receiving disability accommodations, verification of eligibility from the Disability Resource Center (DRC) is required. Disability information is confidential.**

Spring 102-1002, and 1003 **First Year Japanese II (JPN102) Semester Schedule (Subject to change)**  
 Foard/Wilson Spring 2013 Sections 1002 (#10635) and 1003 (#14829)

	月曜日	火曜日	水曜日	木曜日	金曜日
1 1/7- 1/11	Course Introduction	C.4	C.4	C.4	<b>Computing Lab:</b> Pen pal project
2 1/14- 1/18	C.4	C.4	C.4	C.4	C.4 <b>Computing Lab:</b> ePortfolio Goals and Methods due.
3 1/21 - 1/25	Martin Luther King Jr. Day Observed	C.4 ASU Summer Study Abroad Orientation	C.4	C.4	C.4 <b>Computing Lab</b> <b>Online reading</b>
4 1/28 - 2/1	C.4 Shadowing 1 雨ニモ負ケズ Intro.	C.4	C.4 ★ Turn in C.4 WB	C.4	C.4
5 2/4- 2/8	C.4 ★ Chapter Test ★ Turn in C.4 WB First recording of 雨ニモ負ケズ	C.5 Study Abroad Fair, Old Main, 11 a.m. to 2 p.m.	C.5	C.5	C.5 ASU Summer Study Abroad Application Deadline Final recording of 雨ニ モ負ケズ
6 2/11 - 2/15	C.5	C.5	C.5	C.5	C.5
7 2/18- 2/22	C.5 ★ Turn in C.5 WB	C.5	C.5 Shadowing 2 雪女 Intro	C.5	C.5 <b>Computing Lab</b>
8 2/25 - 3/1	C.5	C.5	C.5 ★ Chapter Test ★ Turn in C.5 WB	C.6	C.6
9 3/4 - 3/8	C.6	C.6	C.6 First recording of 雪女	C.6	C.6
10 3/11 - 3/15	は	る	や	す	み
11 3/18 - 3/22	C.6	C.6 ★ Turn in C.6 WB Language Fair	C.6	C.6	C.6 <b>Computing Lab</b> <b>Interview Project</b>
12 3/25- 3/29	C.6 Final recording of 雪女	C.6	C.6 <b>Computing Lab</b> <b>Online reading</b>	C.6	C.6 ★ Chapter Test ★ Turn in C.6 WB
13 4/1 - 4/5	C.7	C.7	C.7	C.7	C.7
14 4/8 - 4/12	C.7 ★ Kanji Test & Key draft due	C.7	C.7	C.7 ★ Kanji Test & Key revised version due	C.7 <b>Computing Lab</b>
15 4/15 - 4/19	C.7	C.7 ★ Turn in C.7 WB	C.7 ★ Kanji Test & Key final version due	C.7	C.7 <b>Computing Lab</b>
16 4/22 - 4/26	C.7	C.7	C.7	C.7 ★ Make Your Own Kanji Test Day	C.7 ★ Chapter Test ★ Turn in C. 7WB
17 4/29 - 5/3	★ePortfolio Presentation.. Hard copy and ePortfolio due.	★ ePortfolio Presentation	Reading Day	Final Exam Starts	1001 7:30 - 9:20 a.m. 1002 9:50 - 11:40 a.m.
18 5/6- 5/10	1003 (#14829) 12:10- 2:00 p.m.				

January 13 Drop/Add Deadline  
 January 22 Summer Study Abroad in Hiroshima Information Session from 5:30 to 7 p.m. MU 236 (Mohave)  
 February 8 Summer Study Abroad in Hiroshima Application Deadline  
 March 31 Course Withdrawal Deadline  
 April 14 Twenty-Fourth Annual Arizona Japanese Speech Contest  
 April 30 Complete Withdrawal Deadline

Spring 102-1002, and 1003 **First Year Japanese II (JPN102) Semester Schedule (Subject to change)**  
 Foard/Wilson Spring 2013 Sections 1002 (#10635) and 1003 (#14829)

	月曜日	火曜日	水曜日	木曜日	金曜日
1 1/7- 1/11	Course Introduction	C.4	C.4	C.4	<b>Computing Lab:</b> Pen pal project
2 1/14- 1/18	C.4	C.4	C.4	C.4	C.4 <b>Computing Lab:</b> ePortfolio Goals and Methods due.
3 1/21 - 1/25	Martin Luther King Jr. Day Observed	C.4 ASU Summer Study Abroad Orientation	C.4	C.4	C.4 <b>Computing Lab</b> <b>Online reading</b>
4 1/28 - 2/1	C.4 Shadowing 1 雨ニモ負ケズ Intro.	C.4	C.4 ★ Turn in C.4 WB	C.4	C.4
5 2/4- 2/8	C.4 ★ Chapter Test ★ Turn in C.4 WB First recording of 雨ニモ負ケズ	C.5 Study Abroad Fair, Old Main, 11 a.m. to 2 p.m.	C.5	C.5	C.5 ASU Summer Study Abroad Application Deadline Final recording of 雨ニ モ負ケズ
6 2/11 - 2/15	C.5	C.5	C.5	C.5	C.5
7 2/18- 2/22	C.5 ★ Turn in C.5 WB	C.5	C.5 Shadowing 2 雪女 Intro	C.5	C.5 <b>Computing Lab</b>
8 2/25 - 3/1	C.5	C.5	C.5 ★ Chapter Test ★ Turn in C.5 WB	C.6	C.6
9 3/4 - 3/8	C.6	C.6	C.6 First recording of 雪女	C.6	C.6
10 3/11 - 3/15	は	る	や	す	み
11 3/18 - 3/22	C.6	C.6 ★ Turn in C.6 WB Language Fair	C.6	C.6	C.6 <b>Computing Lab</b> <b>Interview Project</b>
12 3/25- 3/29	C.6 Final recording of 雪女	C.6	C.6 <b>Computing Lab</b> <b>Online reading</b>	C.6	C.6 ★ Chapter Test ★ Turn in C.6 WB
13 4/1 - 4/5	C.7	C.7	C.7	C.7	C.7
14 4/8 - 4/12	C.7 ★ Kanji Test & Key draft due	C.7	C.7	C.7 ★ Kanji Test & Key revised version due	C.7 <b>Computing Lab</b>
15 4/15 - 4/19	C.7	C.7 ★ Turn in C.7 WB	C.7 ★ Kanji Test & Key final version due	C.7	C.7 <b>Computing Lab</b>
16 4/22 - 4/26	C.7	C.7	C.7	C.7 ★ Make Your Own Kanji Test Day	C.7 ★ Chapter Test ★ Turn in C. 7WB
17 4/29 - 5/3	★ePortfolio Presentation.. Hard copy and ePortfolio due.	★ ePortfolio Presentation	Reading Day	Final Exam Starts	1001 7:30 - 9:20 a.m. 1002 9:50 - 11:40 a.m.
18 5/6- 5/10	1003 (#14829) 12:10- 2:00 p.m.				

January 13 Drop/Add Deadline  
 January 22 Summer Study Abroad in Hiroshima Information Session from 5:30 to 7 p.m. MU 236 (Mohave)  
 February 8 Summer Study Abroad in Hiroshima Application Deadline  
 March 31 Course Withdrawal Deadline  
 April 14 Twenty-Fourth Annual Arizona Japanese Speech Contest  
 April 30 Complete Withdrawal Deadline

**OBJECTIVES:** Upon completion of this chapter, you will be able to:

- 1) talk about weather/season.
- 2) conjugate adjectives. Grammar 17 (p.243)  
 近い 近くない 近かった 近くなかった  
 きれいだ きれいじゃない きれいだった きれいじゃなかった
- 3) say more~ : most~ (comparatives and superlatives). G.18 (p.249)
- 4) use the past, plain forms of verbs. 行った 行かなかった G.19 (p.259)
- 5) explain a reason, using …のだ G.20 (p.264)
- 6) understand the te-form of adjectives and the copula. G.21 (p.273)  
 きたなくて、たかい。 しずかで、やさしい。 病気で休んだ。 大学生で、日本人です。
- 7) understand the te-form of verbs. G.22 (p.277)  
 食べて下さい。 五時にごはんを食べて八時にねました。
- 8) express probability and conjecture. G.23 (p.283)  
 ~かもしれない ~かもしれません  
 ~じゃないかもしれない ~じゃないかもしれません  
 ~だろう ~でしょう  
 ~じゃないだろう ~じゃないでしょう
- 9) read and write letters in Japanese.
- 10) ask questions about the Japanese Language.
- 11) Understand rules of *haiku* and make your own *haiku*.

日付(date)	クラスに来る前にすること(You are responsible to do the following before coming to class.)	クラスですること(What we plan to do in class.)
2013年 1月8日 火曜日	* Memorize vocab. on p.234, 235. * 言語ノート: (p.234: Talking about the weather.) * Preview アクティビティー1 & 2. (pp.235-236) * 文化ノート(Culture Note) : Celsius / Centigrade) p. 236: * Study P.237-240. ( G17: Conjugating Adjectives) * WB (kanji portion: p.225 - p.232) * Xeroxed Supplement (XS) (kanji portion for C. 4, p.67-p.74) * New kanji: 天気度雨雪風 * Old kanji: 週朝午昼曜夕 Note that the order of kanji is different from the WB. Keep reviewing JPN101kanji on your own pace. The key to master kanji is to write them all the time. Use 漢太郎 program to improve your kanji ability in the lab. * Listen to the adequate portion of CD/Web Audio Program for dialogues and activities in the Main Text (MT).	* 他己(たこ)しょうかい handout * Adjective conjugation * Preview アクティビティー1 & 2. (pp.235-236) Note: For those of you who do not know how to type in Japanese, please start practicing using MCC's Ochiai sensei's tool. (Read Jan. 11 <sup>th</sup> schedule next page.) For general rules on how to type is under "Course document" tab of MyASU Blackboard also as well as more detailed information for Ochiai sensei's site.
1月9日 水曜日	* Study P.237-240. ( G17: Conjugating Adjectives) ★ Work on the adjective conjugation assignment X.S.79. *Memorize Adjectives in the vocab. list on p.291. (There is a typo. おだやか(な) is the correct term for calm.) * WB (Listening Comprehension Activities: p.221-222, A - E) * WB (Writing Activities: p.232 - 233, A - B) * Preview アクティビティー 3 - 7. (p.240 --p.243) * New kanji 春夏秋冬東西南北 * Old kanji 行来見聞 * Listen to the adequate portion of the CD/Web Audio Program for MT & WB.	* 他己(たこ)しょうかい * Adjective conjugation * アクティビティー 3 - 7. (p.240 --p.243) ★ 漢字小テスト1 on 天気度雨雪風 週朝午昼
1月10日 木曜日	* WB (Listening Comprehension Activities: p.222 - 223, F & G) * WB (Writing Activities: p.234 - 241, D - L) * WB (kanji portion: p.225 - p.232) *Study p. 243-247 (G18: Comparatives & Superlatives) * 言語ノート (p.245: Adverbs Used with Comparatives) * Preview アクティビティー 8 - 14 (p.247-253) * 文化ノート(Culture Note) : Types of Rain. p.251-252 * WB (kanji portion: p.225 - p.232) * XS (kanji portion for C. 4, p. p.67-p.74) * New kanji 暑寒強弱多少 * Old kanji 休会起 * Listen to the adequate portion of the CD/Web Audio Program for MT & WB.	★ Turn in adjective conjugation assignment X.S. 79. * Comparatives & superlatives (1) * アクティビティー 8 - 14 (p.247-253) * WB p.241, M * XS 88-97 * Onomatopoeic expressions ★ 漢字小テスト2 on 春夏秋冬東西南北 行来見聞

日付(date)	クラスに来る前にすること(You are responsible to do the following before coming to class.)	クラスですること(What we plan to do in class.)
1月11日 金曜日	<p>★Prepare an email text to send to your pen pal who will be matched by sensei. Describe about your self (じこしょうかい) Write <b>10</b> sentences about yourself and prepare <b>5</b> questions to find out what your pen pal did over the winter break. Total of <b>15</b> sentences. Bring these sentences in your flash drive so you can send the email during the class.</p> <p>If this is the first time to type in Japanese, ★please practice how to type in Japanese on your own before this session by going to MCC's Emi Ochiai Ahn sensei's site and self study how to type in Japanese using her learning tool. Go to: <a href="http://www.mc.maricopa.edu/~emiahn/">http://www.mc.maricopa.edu/~emiahn/</a> On the left hand side box, you will find "Japanese Language Materials". Click there and Go to "Typing Instructions" and just follow the instructions and practice Japanese word processing.</p>	<p>★ Computing Lab Session (LL65-1)</p> <p>We will use the front section of the lab. Do not miss this session because we will be using Japanese email and you will make your email account in this session and send an email to your pen pal.</p>
1月14日 月曜日	<p>* XS (kanji portion for C. 4, p.67-p.74)</p> <p>* New kanji 昨 空 台 高 番</p> <p>* Old kanji 今日 明日 何月 七時半</p> <p>* Listen to the adequate portion of the CD/Web Audio Program for MT &amp; WB.</p>	<p>★ 漢字小テスト(3) 暑 寒 強 弱 多少 休会 起</p> <p>★ぶんぼう) 小テスト(1) on adjective conjugation.</p> <p>* Comparatives &amp; superlatives (2)</p> <p>* アクティビティー 8 - 14 (p.247-253)</p> <p>* XS 88-97</p>
1月15日 火曜日	<p>*Study p. 243-247 (G18: Comparatives &amp; Superlatives) for the 小テスト.</p> <p>* Study p.253-p.256 (G19: The Past Plain Forms of Verbs)</p> <p>* Preview アクティビティー15 &amp; 16 (p.257 &amp; 258)</p> <p>* Review all the kanji of this chapter for the bonus漢字小テスト</p> <p>* Listen to the adequate portion of the CD/Web Audio Program for MT &amp; WB.</p> <p>*Study p. 243-247 (G18: Comparatives &amp; Superlatives)</p> <p>* Preview アクティビティー 8 - 14 (p.247-253)</p> <p>* Listen to the adequate portion of the CD/Web Audio Program for MT &amp; WB.</p>	<p>★文法 (ぶんぼう) 小テスト (2) on Comparatives &amp; superlatives</p> <p>★ 漢字小テスト4 on 昨 空 台 高 番 今日 明日 何月 七時半</p> <p>* アクティビティー15 &amp; 16 (p.257 - 263)</p> <p>* Past plain form, the た form, of verbs and the て form of verbs.</p> <p>XS 101- 102</p>
1月16日 水曜日	<p>* WB (Listening Comprehension Activities: p.223 - 224, A - D)</p> <p>* WB (Writing Activities: p.242- 245, N - Q)</p> <p>* WB (kanji portion: p.225 - p.232)</p> <p>* Study p.258 &amp; 260 (G20: Explaining a Reason…のだ)</p> <p>* 言語ノート (Language Note): Answering Negative Questions. p.260 - 261.</p> <p>* Preview アクティビティー 17 &amp; 19 (p.262 - 263)</p> <p>* Memorize vocabulary: Seasons and Seasonal Activities (p.264)</p> <p>* Preview アクティビティー 20 - 22(p.264 - 266)</p> <p>* 言語ノート(Asking and Answering Why? p.263 ) (Linking Disjunctive Clauses with けれども, p.266 - 267)</p>	<p>★ 漢字ボーナス小テスト</p> <p>* アクティビティー 17 - 22 (p.264 - 266)</p> <p>* ~のだ(Explaining a Reason, p.258 &amp; 260)</p> <p>* Answering Negative Questions, (p.260 - 261)</p> <p>* Conjunctions ので and から (p.263)</p> <p>* ~けれども(p.266 - 267)</p>
1月17日 木曜日	<p>* WB (Writing Activities: p.233 &amp; 234, C, and p.245, A)</p> <p>☆ Apply for the Language Partner Program through American English and Culture Program (AECF). Get an application form from sensei.</p> <p>* Review the た form by using the て form song.</p> <p>* WB (Listening Comprehension Activities: p.224, A - B)</p> <p>* WB (Writing Activities: p.250 - 252, A - D)</p> <p>* Study p.267-269 (G.21: The Te-Form of Adjectives and the Copula)</p> <p>* Preview アクティビティー 23 - 25 (p.269 - 271)</p> <p>* Study 271 - 273 (G.22 : The Te-Form of Verbs)</p> <p>* Preview アクティビティー 26 - 29 (p.274 and 275)</p> <p>* 言語ノート (Conjoining Sequential Actions, p. 273)</p> <p>* Listen to the adequate portion of the CD/Web Audio Program for MT &amp; WB.</p>	<p>More on the ~た and ~て form.</p> <p>★文法 (ぶんぼう) 小テスト (3) on the ~ たform</p> <p>* The て-form of verbs</p> <p>* The て-form of adjectives</p> <p>* アクティビティー 23 - 29 (p.269-275.)</p> <p>* ビデオ日本語L. 25 on the ~てform XS 163.</p> <p>*XS 103-105.</p>
1月18日 金曜日	<p>★Read XS 16-18 about your portfolio project. Please come up with your goals and methods for this semester for three categories: (1) Goals and methods for the course, (2) Goals and methods for tests, quizzes, and homework, and (3) Goals and methods for Review session. You can write them in English. Type them on your computer and bring them in your flash drive.</p>	<p>★ Computing Lab Session (LL65). ePortfolio introduction. Bring XS 16-18. Bring your goals and methods in your flash drive and .copy and upload onto your ePortfolio during the session.</p>

日付(date)	クラスに来る前にすること(You are responsible to do the following before coming to class.)	クラスですること(What we plan to do in class.)
1月21日 月曜日		Martin Luther King Jr. Holiday
1月22日 火曜日	<ul style="list-style-type: none"> <li>* Review the て form for the 小テスト.</li> <li>* WB (Writing Activities: p.245 - 249, B - I)</li> <li>* Read Vocabulary: Forecasting (p.275 - 276)</li> <li>* Study p.277-279 (G.23: Expressing Probability and Conjecture)</li> <li>* Preview アクティビティー 30 - 31 (p.276) and 32 - 37 (p. 280-282).</li> <li>* Listen to the adequate portion of the CD/Web Audio Program for MT &amp; WB.</li> <li>* Study "Language Functions and Situations" (p.288)</li> <li>★ Interview a native speaker of Japanese to do your "Assistance with Kanji" assignment by due date ( 1月28日月曜日). Utilize the Bridge of Japan America Club Meeting on Friday afternoon in the MU. Or whenever you can find a person who looks like Japanese, try asking questions. Do not forget a signature of your interviewee.</li> </ul>	<ul style="list-style-type: none"> <li>★文法 (ぶんぼう) 小テスト (4) on the て form</li> <li>* 天気予報 (weather forecast) ビデオ (video).</li> <li>* Expressing Probability and Conjecture (p.277-279)</li> <li>* アクティビティー 30 - 37</li> <li>* アクティビティー 38 (p.290) (p.276 and pp. 280-282)</li> <li>* Asking Questions About the Japanese Language</li> <li>* Assistance with Kanji</li> <li>* XS 108-110. You will be assigned a few kanji to ask native speakers of Japanese on how to read them, what the English meaning of the kanji are, etc. Due is 1月28日、月曜日.</li> <li>★ Summer Study Abroad orientation in MU 236, Mohave today from 5:30 to 7:00 p.m.</li> </ul>
1月23日 水曜日	<ul style="list-style-type: none"> <li>* WB (Chapter 4 Review: p.252 - 257, B - F)</li> <li>* Read "Reading 1" ブラウンさんへの手紙, pp.282 - 284.</li> <li>* 文化ノート (Culture Note) : How to Write a Letter in Japanese. p.284-285.</li> <li>★ Draft a letter to Hiroshima Shudo University student in Japanese (writing 1, p.286), using XS 113 and 114. Find out on the internet on how much the postage is to send a letter to Japan. Write at least 10 sentences. Suggest something to do together by using ~ませんか。</li> <li>* Find out how much the postage is to send a letter to Japan using the internet. Do not forget to draw a stamp on your envelop.</li> <li>★ Interview a native speaker of Japanese to do your "Assistance with Kanji" assignment by due date ( 1月28日月曜日). Utilize the Bridge of Japan America Club Meeting on Friday afternoon in the MU. Or whenever you can find a person who looks like Japanese, try asking questions. Do not forget a signature of your interviewee.</li> <li>* Listen to the adequate portion of the CD/Web Audio Program for MT &amp; WB.</li> </ul>	<ul style="list-style-type: none"> <li>★ WB due (pp. 221 - 244.)</li> <li>★ Introduction to the Shadowing Project (1) 雨ニモ負ケズ (Undaunted by the rain) by 宮澤賢治 (miyazawa Kenji, 1896-1933.)</li> <li>* Reading 1.(p.282 - 284)</li> <li>* Write a letter in Japanese: Please cut out the envelop on XS 113 by scissors and bring it with XS 114 letter pad. You are required to write a letter on it and submit on Friday, January 25, with appropriately addressed envelope.</li> </ul>
1月24日 木曜日	<ul style="list-style-type: none"> <li>★ Draft a letter to your imaginary Japanese friend in Japanese (writing 1, p.286), using XS 113 and 114. Find out on the internet on how much the postage is to send a letter to Japan. Write at least 10 sentences. Suggest something to do together by using ~ませんか。</li> <li>* Study "Language Functions and Situations" (p.288)</li> <li>* Read コミュニケーション・ノート(Making Polite Requests, P289)</li> <li>★ Interview a native speaker of Japanese to do your "Assistance with Kanji" assignment by due date ( 1月28日月曜日). Utilize the Bridge of Japan America Club Meeting on Friday afternoon in the MU. Or whenever you can find a person who looks like Japanese, try asking questions. Do not forget a signature of your interviewee.</li> <li>* Listen to the adequate portion of the CD/Web Audio Program for MT &amp; WB.</li> </ul>	<ul style="list-style-type: none"> <li>* WB p.252, A (Bring your WB)</li> </ul>
1月25日 金曜日	<ul style="list-style-type: none"> <li>★ Write a letter to your imaginary Japanese friend in Japanese (writing 1, p.286), using a letter pad and envelope on XS 113-114. Write at least 10 sentences. Suggest something to do together by using ~ませんか。(P.285)</li> <li>* Read Reading 2, トラベル・ガイド: いろは町の気候 (p.286-287)</li> <li>★ Interview a native speaker of Japanese to do your "Assistance with Kanji" assignment by due date ( 1月28日月曜日). Utilize the Bridge of Japan America Club Meeting on Friday afternoon in the MU. Or whenever you can find a person who looks like Japanese, try asking questions. Do not forget a signature of your interviewee.</li> </ul>	<ul style="list-style-type: none"> <li>★ Submit your letter and envelope. This deadline is final.</li> <li>★ Computing Lab Session (LL65-1) Online reading on weather forecast on Asahi Newspaper in Japan . Bring XS 98-99. You will submit these pages at the end of the session. No late turn ins will be accepted.</li> </ul>

	* Listen to the adequate portion of the CD/Web Audio Program for MT & WB.	
日付(date)	クラスに来る前にすること(You are responsible to do the following before coming to class.	クラスですること(What we plan to do in class.)
1月28日 月曜日	<p>★ Work on your letter using a letter pad and an envelope sensei provides you. Do not forget to put correct amount of stamp on the envelope. (P.285)</p> <p>★ Interview a native speaker of Japanese to do your "Assistance with Kanji" assignment by due date ( 1月28日月曜日). Utilize the Bridge of Japan America Club Meeting on Friday afternoon in the MU. Or whenever you can find a person who looks like Japanese, try asking questions. Do not forget a signature of your interviewee.</p> <p>* Complete your WB including Chapter 4 review.</p>	<p>* Reading 2 (p.286-287)</p> <p>* If you do not know how to use 原稿用紙, read the document, "How to use genkoo-yooshi." Under course document tab on the Blackboard.</p>
1月29日 火曜日	<p>★ Finalize your letter using a letter pad and an envelope sensei provides you. Do not forget to put correct amount of stamp on the envelope. (P.285)</p> <p>★ Work on writing on the writing 2 assignment (p. 287). Write one full page of 原稿用紙 (げんこうようし) 381 to 400 letters. (You must fill in up to the last line of原稿用紙 (げんこうようし) .</p> <p>* Complete your WB including Chapter 4 review.</p>	<p>★ Submit your corrected letter and envelop.</p> <p>★ 俳句 の話し(Introduction to Haiku.) Send your 俳句(Haiku) to 先生 via Yahoo email with the English translation of your 俳句、季語 (きご= a word that indicates a season in haiku) , and 季節 (きせつ= season) . Due is on Thursday, Jan. 31 at 11:59 p.m.</p>
1月30日 水曜日	<p>★ Write writing 2 assignment (p. 287) on 原稿用紙 to turn in. Write one full page of 原稿用紙 (げんこうようし) 381 to 400 letters. (You must fill in up to the last line of原稿用紙 (げんこうようし) .</p> <p>★ Listen to a CD/Web Audio for a 聞き取り (listening comprehension) テスト.</p> <p>* Review entire chapter for a chapter test. Check the チェックリスト on p.293 to see if you achieved this chapter's objectives. Check sensei's Chapter test checklist on BB also. Review kanji as well.</p> <p>* Complete your WB including Chapter 4 review.</p>	<p>★ Turn in writing 2 assignment. Be sure to use 原稿用紙</p> <p>★ 聞き取り (Listening Comprehension) テスト</p> <p>* Listening Comprehension p.290</p> <p>* First recording of 雨ニモ負ケズ is due today at 11:59 p. m. (pre-test)</p>
1月31日 木曜日	<p>* Complete your WB including Chapter 4 review.</p> <p>* Review entire chapter for a chapter test. Check the チェックリスト on p.293 to see if you achieved this chapter's objectives. Check sensei's Chapter test checklist on BB also. Review kanji as well.</p>	<p>★ Haiku due at 11:59 p.m. Upload your 俳句 (はいく) 季語 (きご) , 季節 (きせつ) and its English translation of your はいく under Assignment tab on the Blackboard</p> <p>* X.S.110.</p> <p>* Reading 新聞の天気予報 (weather forecast in the newspaper) and viewing テレビの天気予報 (weather forecast on TV.)</p> <p>★ Speech contest application due.</p>
2月1日 金曜日	<p>* Review entire chapter for a chapter test.</p> <p>* Complete your WB including Chapter 4 review.</p>	<p>★ 復習 (ふくしゅう=review)</p>
2月4日 月曜日	<p>* Review entire chapter for a chapter test.</p> <p>* Complete your WB including Chapter 4 review.</p>	<p>★ Chapter Test</p> <p>★ Turn in WB C. 4 &amp; C.4 Review. pp. 245-257.</p>

☆ Jan. 22 (Tuesday) Summer Program Orientation from 5:30– 7:00 p.m. in MU236 (Mohave.)

☆ Jan. 31 (Tuesday) Speech Contest Application Deadline.

☆ February 8th. Summer Study program in Hiroshima application deadline.

**Note: Culture related items are highlighted in yellow in both the “You are responsible to do the following before coming to class” and “What we plan to do in class” boxes. Also, at times, the same preview assignments are listed more than once since adjustments of the pace are needed depending on the progress of each class.**



**OBJECTIVES:** Upon completion of this chapter, you will be able to:

- 1) talk about your hobbies and pastimes.
- 2) talk about sports.
- 3) talk about your family.
- 4) use an interrogative + か/も/でも to express "some...", "every...", "no..." or "any...". G. 24 (p.297)
- 5) express skills and abilities. . . . が上手/下手です. . . . が得意/苦手です. G. 25 (p.308)
- 6) use nominalizers こと and の to change verbs and adjectives into nouns or noun phrases. フォード先生がきびしいことは有名です。日本語を読むのはあまりむずかしくありません。 G. 26 (p.313)
- 7) know more uses of the particle も. 日本語も英語も上手です。テニスもゴルフもしません。昨日五時間も勉強しました。 G. 27 (p.317)
- 8) say "be able to..." by using . . . . ことができる, or the potential forms of verbs such as 書ける and 食べられる。 G. 28 (p.319)
- 9) express a continuing action at a certain point in time/a state or condition that was created by a previous action or event and that is still maintained at a certain point in time by using the te-form of verb + いる/います。 G. 29 (p.333)
- 10) understand the Japanese relative clauses (sentential modifiers). 今日見る映画はフランスの映画です。先週行ったレストランは高かった。 G. 30 (p.339)
- 11) describe a change in state by using the verb なる. 来月二十歳になる。部屋がきたなくなる。 G. 31 (p.345)
- 12) fill our an application form in Japanese.
- 13) respond to compliments in Japanese way.
- 14) introduce a family member.

日付(date)	クラスに来る前にすること(You are responsible to do the following before coming to class.)	クラスですること(What we plan to do in class.)
2月5日 火曜日	<ul style="list-style-type: none"> <li>* Study vocab. on family terms. (p.325 and 330)</li> <li>* Study アクティビティー 25 and 26. (p.325-332)</li> <li>* Study vocab. on family terms. (p.325 and 330)</li> <li>* Read 文化ノート (Culture Note): The Japanese family, p. 329.</li> <li>* Read 言語ノート (Language Note): My father, Your father, p.330.</li> <li>* Read 言語ノート (Language Note): Words Expressing Respect and Politeness, p.327.</li> <li>* Read 言語ノート (Language Note): How to Address Family Members, p 356.</li> <li>* Practice 漢字 (WB p.268-276) (X.S. p.121-128) 家族 父 母 兄 姉 弟 妹</li> <li>* <b>Form a group of four. Read XS 129-130, Review Session and make your first, second, and third choices of the topic of your review session.</b></li> </ul>	<ul style="list-style-type: none"> <li>★ 俳句コンテスト (Haiku Contest)</li> <li>Submit haiku with translation and 季語 (きご) or the word that indicates season and 季節 (きせつ) or a season onto Blackboard under "Assignment" by Tuesday, 2/12.*</li> <li>Introduction to vocabulary.</li> <li>* アクティビティー 25 and 26. (p.325-332)</li> <li>* About your review session. X.S. 129-130.</li> </ul>
2月6日 水曜日	<ul style="list-style-type: none"> <li>* WB p.287-289, A, B, C and D.</li> <li>★ Draw your family tree on butcher block paper or some other large, but soft paper so that you can fold them in small size. Write your family members' names (give original spellings as well as katakana), ages, family terms (from your stand point), what they are (occupation/status), places they reside and so on, using appropriate verb forms. If you have a native speaker of Japanese friend, have them check with the katakana spellings of your family members' names.</li> <li>* Study vocab. on Hobbies and Leisure Activities (p.296)</li> <li>* Study Grammar 24, Interrogative + か/も/でも. (p.297)</li> <li>* Preview アクティビティー 1-7. (p.296-305)</li> <li>* Read 文化ノート (Culture Note): Japanese Games: 碁(go), 将棋(shoogi), マージャン(mahjong), パチンコ(pachinko) etc. p. 303-304.</li> <li>* Read 言語ノート (Nominal Verbs, p.304)</li> <li>* Study vocab. on Hobbies and Leisure Activities (p.296)</li> <li>* Practice 漢字: 勉強 読書 音楽 運動 書道</li> </ul>	<ul style="list-style-type: none"> <li>* アクティビティー 1-7. (p.296-305)</li> <li>* WB p.276-277, A and B</li> <li>* Interrogative + か/も/でも</li> <li>★ 漢字小テスト(家族 父 母 兄 姉 弟 妹) X.S. 129-130.</li> <li>* Turn in your first, second and third choices of your topics and names of the group members. The lesson plan submission date is on 2/14</li> </ul>
2月7日 木曜日	<ul style="list-style-type: none"> <li>* WB p.277-278, C.</li> <li>* Study Grammar 25, Describing Abilities (p.308-309)</li> <li>* Preview アクティビティー 8-11 (p.307-310)</li> <li>* Read コミュニケーション・ノート (Communication Note): When You Are Praised. p.312.</li> <li>* Read 文化ノート (Culture Note): 日本のスポーツ (Japanese Sports, P. 312-313)</li> <li>* 漢字: 男 女 子 上 手 下 手 使 っ 作 る 外 国 全 部</li> </ul>	<ul style="list-style-type: none"> <li>★ 漢字小テスト (勉強 読書 音楽 運動 書道)</li> <li>* アクティビティー 8-11 (p.307-310)</li> <li>* 上手です/下手です</li> <li>* 日本のスポーツ or Japanese Sports</li> </ul>

日付(date)	クラスに来る前にすること(You are responsible to do the following before coming to class.)	クラスですること(What we plan to do in class.)
2月8日 金曜日	<ul style="list-style-type: none"> <li>* WB pp 279-280, A-C/ pp 259-260, A-D/pp 261-262, A-C.</li> <li>* Study Grammar 26, Nominalizers: こと and の pp.313-315.</li> <li>* Preview アクティビティー 12-14 p310-316.</li> <li>* Study Grammar 27, More Uses of the Particle も p.317-318.</li> <li>* Preview アクティビティー 15-17 pp 316-318.</li> <li>* Listen to the adequate portion of the CD/Web Audio Program for MT &amp; WB.</li> </ul>	<ul style="list-style-type: none"> <li>★ 漢字小テスト (男女子上手下手 使う作る 外国 全部)</li> <li>* Nominalizer こと and の pp. 313-315</li> <li>* Particle も (AもBも/12時間もねた/5分もかからなかった)</li> <li>* アクティビティー 8-11 (p.307-310)</li> <li>* 上手です/下手です</li> <li>* 日本のスポーツ (YouTube)</li> </ul>
2月11日 月曜日	<ul style="list-style-type: none"> <li>* WB pp 260-261, E/pp.262, D/pp 280-284, D-J.</li> <li>* Study Grammar 28, Potential Form of Verbs (pp.319-322)</li> <li>* Preview アクティビティー 18-22 pp 318-322.</li> <li>* Read 文法ノート (か Or, p. 324)</li> <li>* Study Grammar 29, The Te-Form + います/いる (p.333-335)</li> <li>* Preview アクティビティー 27-30 pp 331-337.</li> <li>* Read 文法ノート (Have you already eaten? p.335)</li> <li>" (Some Time Expressions, p. 336)</li> </ul>	<ul style="list-style-type: none"> <li>★ 文法 小テスト(1)</li> <li>* Potential Form of Verbs pp.319-322</li> <li>* Te-Form + います/いる</li> <li>* アクティビティー 27-30 pp. 331-337</li> <li>* <b>AECP Special Conversation Club with HSU and Seijou students is from 4 to 5 pm, (Under the Pringles across from Einstein Bagels at MU).</b></li> </ul>
2月12日 火曜日	<p><b>Preparation for this class will be announced later.</b> <b>There may be a special assignment.</b></p>	<p><b>Hiroshima Shudo University students' class visit Interactive activities</b></p>
2月13日 水曜日	<ul style="list-style-type: none"> <li>* WB p 263, E-F/pp 264-266, A-G/ pp 284-286 K-M/ pp 291-293, F-J.</li> <li>* Study Grammar 30, Relative Clauses (p.339-340)</li> <li>* Preview アクティビティー 31-38 pp 338-344.</li> <li>* Listen to the appropriate portion of the CD.</li> <li>* Start working on your review sessions.</li> <li>* Listen to the adequate portion of the CD/Web Audio Program for MT &amp; WB.</li> </ul>	<ul style="list-style-type: none"> <li>★ 文法小テスト (2)</li> <li>* Relative Clause p.339-340.</li> <li>* Potential Form of Verbs pp.319-322</li> <li>* Te-Form + います/いる</li> <li>* アクティビティー 27-30 p. 331-337</li> <li>* <b>Final recording of 雨ニモ負ケズ is due today at 11:59 p.m.</b></li> </ul>
2月14日 木曜日	<ul style="list-style-type: none"> <li>* Preview XS 172 for your interview with Hiroshima Shudo University (HSU) Students.</li> <li>* Prepare your review session lesson plan to submit.</li> <li>* WB p 267, H-I/pp 294-295, K-M.</li> <li>* Study Grammar 31, Describing a Change in State: なる p.345.</li> <li>* Preview アクティビティー 39-41 pp 344-346.</li> <li>* Study After you finish reading on p.349.</li> <li>* <b>Read 言語ノート(Language Note): Sound Words. p.353</b></li> <li>* Listen to the adequate portion of the CD/Web Audio Program for MT &amp; WB.</li> </ul>	<ul style="list-style-type: none"> <li>★ <b>Review session lesson plan due.</b></li> <li>★ 文法小テスト</li> <li>* 雨ニモ負ケズ post test</li> <li>* Relative Clause p.339-340.</li> <li>* Te-Form + います/いる</li> <li>* Particle も (AもBも/12時間もねた/5分もかからなかった)</li> <li>* . . .になる/. . .くなる</li> </ul>
2月15日 金曜日	<ul style="list-style-type: none"> <li>* Write a 作文 (さくぶん) about your family and their pastime.</li> <li>Write one full page using 原稿用紙.</li> <li>* Read Reading 1 (p.347-349)</li> </ul>	<ul style="list-style-type: none"> <li>* Reading 1 サンライズ・カルチャーセンターのおしらせ (pp347-349)</li> <li>★ Turn in your 作文 (さくぶん) about your family and their pastime.</li> <li>Write one full page of 原稿用紙.</li> <li>This will become the foundation of your 家族の紹介 (しょうかい) page of your ePortfolio.</li> </ul>
2月18日 月曜日	<ul style="list-style-type: none"> <li>★ Writing 1 X.S. 170 using Reading 1 on p.347-349.</li> <li>* WB pp 267-268, J-K/ pp 295-297, N-P.</li> <li>* Study Grammar 27, More Uses of the Particle も p.317-318.</li> <li>* Study Grammar 31, Describing a Change in State: なる p.345.</li> <li>* Preview アクティビティー 39-41 pp 344-346.</li> <li>* Listen to the adequate portion of the CD/Web Audio Program for MT &amp; WB.</li> </ul>	<ul style="list-style-type: none"> <li>★ Turn in writing assignment X.S. 170. (Fill in the form based on the reading 1, サンライズ・カルチャーセンターのおしらせ (pp347-349)</li> <li>* Particle も (AもBも/12時間もねた/5分もかからなかった)</li> <li>* . . .になる/. . .くなる</li> <li>* Potential Form of Verbs pp.319-322</li> <li>* Te-Form + います/いる</li> <li>* <b>AECP Special Conversation Club with HSU and Seijou students is from 4 to 5 pm, (Under the Pringles across from Einstein Bagels at MU).</b></li> </ul>

日付(date)	クラスに来る前にすること(You are responsible to do the following before coming to class.)	クラスですること(What we plan to do in class.)
2月19日 火曜日	<ul style="list-style-type: none"> <li>* WB pp 267-268, J-K/ pp 295-297, N-P.</li> <li>* Start Working on your review session.</li> <li>* Listen to the adequate portion of the CD/Web Audio Program for MT &amp; WB.</li> <li>* Preview Language Functions and Situations p.353-356</li> <li>* Read 言語ノート(Linguistic Note): お世話になっております(Thank you for taking good care of me/my family member.) p.355.</li> </ul>	<ul style="list-style-type: none"> <li>★ Turn in your workbook from XS259-284</li> <li>★ 文法小テスト(4)</li> <li>★ 漢字<sup>かんじ</sup> ボーナスポイント小テスト</li> <li>* Responding to Compliments</li> <li>* Introducing a Family Member</li> </ul>
2月20日 水曜日	<ul style="list-style-type: none"> <li>* Read Reading 2 (p.351-353)</li> <li>* Continue Working on your review session.</li> <li>* Listen to the adequate portion of the CD/Web Audio Program for MT &amp; WB.</li> </ul>	<ul style="list-style-type: none"> <li>* Reading 2</li> <li>* Listening Comprehension (p.356)</li> </ul>
2月21日 木曜日	<ul style="list-style-type: none"> <li>* Preview Language Functions and Situations p.353-355</li> <li>* Continue working on your review session.</li> <li>* Keep working on your review session.</li> <li>* Preview Language Functions and Situations p.353-356</li> <li>* Read 言語ノート: お世話になっております。 P. 355</li> </ul>	<ul style="list-style-type: none"> <li>★ 聞き取り小テスト</li> <li>Shadowing 2 「雪女」 Introduction.</li> <li>* Language Functions and Situations</li> <li>Responding to Compliments</li> <li>Introducing a Family Member</li> </ul>
2月22日 金曜日	<ul style="list-style-type: none"> <li>* Continue working on your review session.</li> <li>* Prepare for your oral exam.</li> <li>* Letter to your HSU friend, (including draft with sensei's comments, front and back of ふうとう, and final version of the letter are due for uploading onto your ePortfolio. Make JPEG of them and upload to the appropriate place on your ePortfolio.</li> </ul>	<ul style="list-style-type: none"> <li>★ Computing Lab Session (LL65-1)</li> <li>Upload your 俳句 (はいく)</li> <li>Upload your letter to HSU friend, (including draft with sensei's comments, and final version of the letter, and front and back of ふうとう onto your ePortfolio.</li> </ul>
2月25日 月曜日	<ul style="list-style-type: none"> <li>* Prepare for your review session.</li> <li>* WB pp 297-298, A-C.</li> </ul>	<ul style="list-style-type: none"> <li>★ Review session conducted by you.</li> <li>* AECF Special Conversation Club with HSU and Seijou students is from 4 to 5 pm, (Under the Pringles across from Einstein Bagels at MU).</li> </ul>
2月26日 火曜日	<ul style="list-style-type: none"> <li>* Prepare for your review session.</li> <li>* Study X.S. 175-177.</li> </ul>	<ul style="list-style-type: none"> <li>★ Review session conducted by you.</li> <li>* Upload your JPEG scan of your final version of 私の家族 with the grade given by your teacher, but you may erase the grade.)</li> </ul>
2月27日 水曜日	<ul style="list-style-type: none"> <li>* Study for the written test for Chapter 5.</li> <li>* Study X.S. 175-177.</li> </ul>	<ul style="list-style-type: none"> <li>★ Chapter test.</li> <li>★ Turn in WB C. 5 pp. 285-298</li> </ul>

- ☆ There may be assignments you are required to submit other than the ones written in the schedule.
- ☆ Do you have a study group?
- ☆ Do you have a conversation partner?
- ☆ Are you utilizing the tutoring session by our official tutor?

**Note: Culture related items are highlighted in yellow in both the “You are responsible to do the following before coming to class” and “What we plan to do in class” boxes. Also, at times, the same preview assignments are listed more than once since adjustments of the pace are needed depending on the progress of each class.**

**OBJECTIVES:** Upon completion of this chapter, you will be able to;

- 1) talk about foods and beverages/meals and restaurants/cooking: flavors and seasonings.
- 2) express one's experiences, using ～たことがある G.32 (P.368)
- 3) express one's desire, using ほしい/～たい and a third person's desire, using ほしがる/～たがる G.33 (P.373)
- 4) ask and express opinions, using ～と思う G.34 (P.384)
- 5) convey that something is too much or do something excessively by using ～すぎる G.35 (P.387)
- 6) quote speech, using ～と言う G.36 (P.391)
- 7) express intention, using つもり and the volitional form of verbs, such as 買おう、食べよう G.37 (P.399)
- 8) use the ～te form of a verb + みる、しまう、いく and くる G.38 (P.405)
- 9) express simultaneous actions, using～ながら G.39 (P.411)
- 10) order meals from a Japanese menu.

日付(date)	クラスに来る前にすること(You are responsible to do the following before coming to class.)	クラスですること(What we plan to do in class.)
2月28日 木曜日	<ul style="list-style-type: none"> <li>* Study vocab: Foods and Beverages/Meals and Restaurants. (P.362-365)</li> <li>* Read 文化ノート(Culture Notes): お茶 (tea) P.364. : What Do Japanese Eat? (P.367)</li> <li>* Read 言語ノート(Language Note): 米(rice)、ライス(cooked rice for western food)、ごはん(gohan—cooked rice for Japanese food.) P.366.</li> <li>* Preview アクティビティー 1-3 (P.363-366)</li> <li>* Study G.32, ～たことがある (P.368-369)</li> <li>* Preview アクティビティー5-8 (P.370-373)</li> <li>* Study 漢字 (WB p.304-311 and X.S. p.178-185) 思う 終わる 始まる 飲み物 食事</li> </ul>	<ul style="list-style-type: none"> <li>★ Make Your Own Kanji Test Introduction. Bring X.S.19-32. Vocab. Introduction アクティビティー 1-3</li> <li>* ～たことがある。</li> <li>* アクティビティー 5-8</li> </ul>
3月1日 金曜日	<ul style="list-style-type: none"> <li>* WB p. 299-300: A - D: 311-314: A - D</li> <li>* Study for the 漢字小テスト お茶 酒 牛肉 野鳥 お湯</li> <li>* 言語ノート (Language Notes) : 食べ物屋 (eatery.) p.374. : ～がるor describing the third person's desire. p.375. : Asking What Someone Wants. (p.377)</li> <li>☆ Have you started working on "Make Your Own Kanji Test"?</li> <li>* Study Grammar 33, ほしい/～たい, ほしがる/～たがる (373-376)</li> <li>* Listen to the appropriate portion of the C.6 CD.</li> <li>★ Form a group to create MYOKT.</li> </ul>	<ul style="list-style-type: none"> <li>★漢字小テスト1 (思う 終わる 始まる 飲み物 食事)</li> <li>* ほしい/～たい ほしがる/～たがる</li> <li>★ Turn in your MYOKT project group members' names.</li> </ul>
3月4日 月曜日	<ul style="list-style-type: none"> <li>*Preview アクティビティー9 and 16 (p.377 &amp; 381)</li> <li>* Study for the kanji 小テスト.</li> <li>★ Start working on your Make Your Own Kanji Test.</li> <li>* Practice 漢字: 味 悪い 魚 米 料理</li> <li>☆ Are you correcting your mistakes on quizzes and tests?</li> </ul>	<ul style="list-style-type: none"> <li>★ 漢字小テスト2 (お茶 酒 牛肉 野鳥 お湯)</li> <li>* アクティビティー9 and 16</li> <li>* ビデオ ～になりたいです</li> <li>★First recording of 「雪女」 Upload your recording on Wimba Board today by 11:59 p.m.</li> </ul>
3月5日 火曜日	<ul style="list-style-type: none"> <li>* WB p.314-319: E - L.</li> <li>* Study vocab: Flavors, Tastes &amp; Seasonings (p.382)</li> <li>* Study Grammar 34 and 35, ～と思う/～すぎる (p.384-388)</li> <li>* Preview アクティビティー 17 (383), * Read 言語ノート(Culture Note): そう (p.384)</li> <li>* Study 漢字: 食料品 和食 洋風 今夜 言う 貝料理</li> <li>* Listen to the adequate portion of the CD/Web Audio Program for MT &amp; WB.</li> </ul>	<ul style="list-style-type: none"> <li>★ 漢字小テスト3 (味 悪い 魚 米 料理)</li> <li>* ～と思う</li> <li>* ～すぎる</li> <li>* アクティビティー 17 (383).</li> </ul>
3月6日 水曜日	<ul style="list-style-type: none"> <li>* WB p. 319-324: A - F</li> <li>* Preview アクティビティー 22-24 (p.388-389)</li> <li>*言語ノート: asking For and Expressing Opinions (p.390)</li> <li>* Listen to the appropriate portion of the CD</li> <li>*Preview the dialogues "Asking and Expressing Opinions" and "At a restaurant" (p.418-419)</li> <li>Read 言語ノート(Language Note : Useful Expressions when dining out (p.419-420)</li> </ul>	<ul style="list-style-type: none"> <li>★ 漢字小テスト4 (食料品 和食 洋風 今夜 言う 貝料理)</li> <li>* アクティビティー 22-24 (p.388-389)</li> <li>*Language Functions and situations (Role Play) "Asking and Expressing Opinions" "At a restaurant"</li> </ul>

日付(date)	クラスに来る前にすること(You are responsible to do the following before coming to class.)	クラスですること(What we plan to do in class.)
3月7日 木曜日	<ul style="list-style-type: none"> <li>* WB p. 300-301: A - D</li> <li>* Study Grammar 36, ～と言う (p.391-393)</li> <li>* Read 言語ノート: Quote Marker と (p.392)</li> <li>* Preview アクティビティー 25, 27, 28 and 30 (p.389-395)</li> <li>* Listen to the adequate portion of the CD/Web Audio Program for MT &amp; WB.</li> </ul>	<ul style="list-style-type: none"> <li>★ 文法小テスト1</li> <li>* ～と言う</li> <li>* アクティビティー 25, 27, 28 and 30 (p.389-395)</li> </ul>
3月8日 金曜日	<ul style="list-style-type: none"> <li>★ Create JPEG files for review session, such as teaching materials, sensei's evaluation, Review Session Preparation Self assessment form, etc. You will upload your review session videos also.</li> </ul>	<ul style="list-style-type: none"> <li>★ Meet in the Computing Lab. Work on ePortfolio.</li> <li>漢字小テスト (ボーナス・ポイント)</li> </ul>
3月18日 月曜日	<ul style="list-style-type: none"> <li>* WB p. 324-325: G - I</li> <li>* Study Grammar 37, つもり/買おう, 食べよう(p.399-401)</li> <li>* 言語ノート: Talking about Plans (p.401-402)</li> <li>* Read Study Hint (p.404)</li> <li>* Preview アクティビティー 33 (p.398) and 37 (p.403)</li> <li>* Read hand-out: ～にする</li> <li>* Listen to the adequate portion of the CD/Web Audio Program for MT &amp; WB.</li> </ul>	<ul style="list-style-type: none"> <li>★ 文法小テスト2</li> <li>* つもり</li> <li>* 買おう/食べよう</li> <li>* アクティビティー 33 and 37</li> </ul>
3月19日 火曜日	<ul style="list-style-type: none"> <li>* WB p.325-328: A - E</li> <li>* WB p.302: A - C</li> <li>* Listen to the appropriate portion of the CD.</li> <li>* Study Grammar 39, ～ながら (p.411)</li> <li>* Preview アクティビティー 43 (p.409) and 45 (p.411)</li> </ul>	<ul style="list-style-type: none"> <li>★ Turn in WB (p.299-300, 305 – 322.)</li> <li>★* ～ながら</li> <li>* アクティビティー 43 and 45</li> <li>* March 19-2013: Language Fair</li> </ul>
3月20日 水曜日	<ul style="list-style-type: none"> <li>* WB p.331-332: K - N</li> <li>* WB p.303-304: F and G</li> <li>* Preview reading 2 あなたの食事チェック (p.416-417)</li> <li>* Study Grammar 38, ～てみる, ～てしまう, ～ていく, ～てくる (p.405-408)</li> <li>* Read 言語ノート(Language Note): もう and まだ (p.406)</li> <li>* Read 言語ノート(Language Note): 行くと来る (p.408)</li> <li>* Preview アクティビティー 38 to 42 (p.403-409)</li> <li>* Listen to the adequate portion of the CD/Web Audio Program for MT &amp; WB.</li> </ul>	<ul style="list-style-type: none"> <li>* Reading 2</li> <li>★ 文法小テスト3</li> <li>* ～てみる</li> <li>～てしまう</li> <li>～ていく</li> <li>～てくる</li> <li>* アクティビティー 38 to 42</li> </ul>
3月21日 木曜日	<ul style="list-style-type: none"> <li>* <b>Prepare 10 questions you would like to ask your classmates concerning their eating habits.</b></li> <li>* Study Grammar 38, ～てみる, ～てしまう, ～ていく, ～てくる (p.405-408)</li> <li>* Read 言語ノート: もう and まだ (p.406)</li> <li>* Read 言語ノート: 行くと来る (p.408)</li> <li>* Preview アクティビティー 38 to 42 (p.403-409)</li> <li>* Listen to the adequate portion of the CD/Web Audio Program for MT &amp; WB.</li> </ul>	<ul style="list-style-type: none"> <li>★ 文法小テスト4</li> <li>Catch up day</li> <li>* ～てみる</li> <li>～てしまう</li> <li>～ていく</li> <li>～てくる</li> <li>* アクティビティー 38 to 42</li> </ul>
3月22日 金曜日	<ul style="list-style-type: none"> <li>★ Writing 2 (p.418). Use <small>げんこうようし</small> 原稿用紙. Write one page <small>さくぶん</small> 作文 on your eating habits.</li> <li>* WB p.328-330: F - J</li> <li>* WB p.303: D - E</li> <li>★ Please come up with 10 questions to ask about your classmates' eating habits. This is treated as your oral exam in Interpersonal mode. Please practice saying your questions until you can say it smoothly. Also, your questions must be error free. Have your official tutor check your questions, or utilize sensei's office hours.</li> </ul>	<ul style="list-style-type: none"> <li>★ Turn in writing 2. Write one page さくぶん Using <small>げんこうようし</small> 原稿用紙.</li> <li>★ Meet in the Computing Lab.</li> <li>Interview your classmates using Wimba voice direct for ePortfolio.</li> </ul>
3月25日 月曜日	<ul style="list-style-type: none"> <li>* Preview Reading 1 バイキング料理 「むらさき」 (p.413-414)</li> <li>* WB p.332-337: A - E</li> <li>* Review all the 漢字</li> <li>* Listen to the adequate portion of the CD/Web Audio Program for MT &amp; WB.</li> </ul>	<ul style="list-style-type: none"> <li>* Reading 1</li> <li>★ 文法小テスト (ボーナス・ポイント)</li> <li>★Final recording of 「雪女」</li> <li>Upload your recording on Wimba today by 11:59 p.m. If you had problem before sending it from your computer, do it at the lab by 9:30 p.m.</li> </ul>
3月26日 火曜日	<ul style="list-style-type: none"> <li>*Preview the dialogues "Asking and Expressing Opinions" and "At a restaurant" (p.418-419)</li> <li>Read 言語ノート(Language Note): Useful Expressions when dining out (p.419-420)</li> </ul>	<ul style="list-style-type: none"> <li>★ 聞き取りテスト</li> <li>Catch up day</li> <li>*Language Functions and situations (Role Play) "Asking and Expressing Opinions" "At a restaurant"</li> </ul>

日付(date)	クラスに来る前にすること(You are responsible to do the following before coming to class.)	クラスですること(What we plan to do in class.)
3月27日 水曜日	<ul style="list-style-type: none"> <li>* Review entire chapter</li> <li>* Review all the 漢字</li> <li>* Listen to the CD for review.</li> </ul>	<ul style="list-style-type: none"> <li>★ Online Reading (Computing Lab)</li> <li>Choosing what to order at the 和牛 or Japanese beef restaurant in Japan and fill out a reservation form in Japanese</li> <li>Please submit the worksheet at the end of your computing lab session.</li> </ul>
3月28日 木曜日	<ul style="list-style-type: none"> <li>* Review entire chapter</li> <li>* Review all the 漢字</li> <li>* Listen to the CD for review.</li> </ul>	<ul style="list-style-type: none"> <li>★ Review session conducted by 先生.</li> </ul>
3月29日 金曜日	<ul style="list-style-type: none"> <li>* Review entire chapter and study for the test for Chapter 6.</li> </ul>	<ul style="list-style-type: none"> <li>★ Chapter Test</li> <li>★ Turn in WB (p.-301-304, and 323-337 )</li> </ul>

- ☆ There may be assignments you are required to submit other than the ones written in the schedule.
- ☆ You need to turn in completed assignments.
- ☆ Are you working on "Make Your Own Kanji Test"?
- ☆ Are you working on compiling your ePortfolio?

**Note: Culture related items are highlighted in yellow in both the “You are responsible to do the following before coming to class” and “What we plan to do in class” boxes. Also, at times, the same preview assignments are listed more than once since adjustments of the pace are needed depending on the progress of each class.**

**OBJECTIVES:** Upon completion of this chapter, you will be able to:

- 1) talk about shops and stores/shopping/buying clothes/colors.
- 2) use a temporal clause, ～時 to express "when..." G. 40 (P. 429)
- 3) replace a noun or refers to a person, thing, etc. with the indefinite pronoun の G. 41 (P.436)
- 4) Use the ～たら form that is used to express a relationship between a conditional clause and the resultant clause. "If..." G. 42 (P.445)
- 5) express your purpose of going/coming, using a particle に G. 43 (P. 455)
- 6) report hearsay (information you have heard second hand) using・・・だそうだ G. 44 (P. 458)
- 7) Say whether or not something is true by using・・・かどうか G. 45 (P. 461)
- 8) give reasons with・・・し、・・・し G. 46 (P.466)
- 9) inquire necessary information (e.g. color, size, price), and expressing preferences, getting permission to try putting something on and see if it fits, etc., when you want to buy something.
- 10) say whether two things are the same or different.

日付(date)	クラスに来る前にすること(You are responsible to do the following before coming to class.)	クラスですること(What we plan to do in class.)
4月1日 月曜日	<ul style="list-style-type: none"> <li>* Study vocab.: Shops and Stores (P.426-427)</li> <li>* Read 言語ノート(Language Note) : 屋と店 (Two different suffixes for shops.) (P.427)</li> <li>* Preview アクティビティー 1 and 2 (P.427-428).</li> <li>* Study G.40, ～時 (P. 429-431)</li> <li>* Read 言語ノート : asking when (P.431)</li> <li>* Preview アクティビティー 3 (P.431) and 7 (434)</li> <li>* Study 漢字 (WB 344 - 352), XS 222-229. 同長市場主電</li> </ul>	<ul style="list-style-type: none"> <li>* アクティビティー 1 and 2</li> <li>* Temporal clause ～時</li> <li>* アクティビティー 3 and 7</li> </ul>
4月2日 火曜日	<ul style="list-style-type: none"> <li>* WB p.352-355: A-E</li> <li>* Study vocab.: colors (P.434)</li> <li>* Read 文化ノートor Culture Note : 色 (いろ) or colors (P.435)</li> <li>* Read 文化ノートor Culture Note: Handling Japanese Money (P.442)</li> <li>* Preview アクティビティー 8-9 (435-436)</li> <li>* Study 漢字: 売買 着切 円引</li> <li>* Listen to the adequate portion of the CD/Web Audio Program for MT &amp; WB.</li> </ul>	<ul style="list-style-type: none"> <li>★ 漢字小テスト 同長市場主電</li> <li>* WB p.356, F (Bring crayons or colored pencils)</li> <li>* 日本のお金 or Japanese money</li> <li>* アクティビティー 8-9</li> </ul>
4月3日 水曜日	<ul style="list-style-type: none"> <li>*WB p.356-357: F-G, 339-340: A-E.</li> <li>* Study G. 41, Indefinite Pronoun の (P.436-438)</li> <li>* Read 言語ノート : ～だけ (P.437)</li> <li>* Preview アクティビティー 10 (P.438), 14 (p.441-442) and 15 (p.443-444).</li> <li>* Study 漢字 色 黒 白 青 赤 黄 花</li> <li>* Listen to the adequate portion of the CD/Web Audio Program for MT &amp; WB.</li> </ul>	<ul style="list-style-type: none"> <li>★ 漢字小テスト 売買 着切 円引</li> <li>* Indefinite Pronoun の</li> <li>* アクティビティー 10, 14, and 15.</li> </ul>
4月4日 木曜日	<ul style="list-style-type: none"> <li>* Color paper dolls and their clothes, shoes, hats and accessories in your X.S. (p.247-252). Cut out only the clothes, shoes, hats and accessories. Put boy's stuff in one envelope and girl's stuff in another envelope and bring them to class.</li> <li>* WB p.341: F, p.357-360: H-K.</li> <li>* Study G. 42, the ～たら form (P.445-447)</li> <li>* Preview アクティビティー 16 (p.444) and 20 (p.448).</li> <li>* Study 漢字: 安 店 員 屋 暗 返 服</li> </ul>	<ul style="list-style-type: none"> <li>★ 漢字小テスト 色 黒 白 青 赤 黄 花</li> <li>* Indefinite Pronoun の</li> <li>* the ～たら form</li> <li>* アクティビティー 16 and 20.</li> <li>* 着せ替え人形ごっこ(Focus on verbs.)</li> </ul>
4月5日 金曜日	<ul style="list-style-type: none"> <li>* WB p.360-364: A-E, 341: A-B</li> <li>* Study vocab.: Clothes (P.450-451)</li> <li>* Read 言語ノート : 着る、はく、かぶる (P.453)</li> <li>* Review vocab. relating to weather and climate. (P.235)</li> <li>* Preview アクティビティー 21-25 (P.449-455)</li> </ul>	<ul style="list-style-type: none"> <li>★ 漢字小テスト 安 店 員 屋 暗 返 服</li> <li>* the ～たら form</li> <li>* アクティビティー 21-24.</li> <li>* 着せ替え人形ごっこ(Focus on verbs.)</li> </ul>
4月8日 月曜日	<ul style="list-style-type: none"> <li>★ Complete the draft of Make Your Own Kanji Test and Key. Please edit each other's portion before submission. Please check off your check list for MYOKT draft</li> <li>* WB p.360-364: A-E, 341: A-B</li> <li>* Study vocab.: Clothes (P.450-451)</li> <li>* Read 言語ノート : 着る、はく、かぶる (P.453)</li> <li>* Review vocab. relating to weather and climate. (P.235)</li> <li>* Preview アクティビティー 21-25 (P.449-455)</li> <li>* Listen to the adequate portion of the CD/Web Audio Program for MT &amp; WB.</li> </ul>	<ul style="list-style-type: none"> <li>★ Make Your Own Kanji Test and Key draft due.</li> <li>* the ～たら form</li> <li>* アクティビティー 21-24.</li> <li>* 着せ替え人形ごっこ (Focus on fabrics, where it was made, color.)</li> </ul>



日付(date)	クラスに来る前にすること(You are responsible to do the following before coming to class.)	クラスですること(What we plan to do in class.)
4月9日 火曜日	<ul style="list-style-type: none"> <li>* WB p.360-364: A-E, 341: A-B</li> <li>* Study vocab.: Clothes (P.450-451)</li> <li>* Read 言語ノート or Linguistic Notes : 着る a verb used to wear something above your waist、はく a verb used to wear something under waist、かぶる a verb used to put something on your head (P.453)</li> <li>* Review vocab. relating to weather and climate. (P.235)</li> <li>* Preview アクティビティー 21-25 (P.449-455)</li> </ul>	<ul style="list-style-type: none"> <li>* アクティビティー 21-24.</li> <li>* 着せ替え人形ごっこ (Focus on fabrics, where it was made, color.)</li> </ul>
4月10日 水曜日	<ul style="list-style-type: none"> <li>* WB pp.342-343: A-D</li> <li>* WB p.364-367: A-C</li> <li>* Study G. 43, Going Somewhere with a Purpose (P.455-456)</li> <li>* Preview アクティビティー 25-27 (p.449-457)</li> </ul>	<ul style="list-style-type: none"> <li>★ 文法小テスト</li> <li>* Purpose of coming/going ~しに行く ~しに来る</li> <li>* 着せ替え人形ごっこ (Focus on fabrics, where it was made, color.)</li> </ul>
4月11日 木曜日	<ul style="list-style-type: none"> <li>★ Make necessary corrections on your Make your own kanji Test. Everyone in your group must go over the corrected version for accuracy and everyone must check off the check sheet and submit to sensei.</li> <li>* WB p.367 F &amp; G.</li> <li>* Study G. 44, Reporting Hearsay, ... そうだ (P.458-459)</li> <li>* Read 言語ノート : Other Ways to Report Hearsay (P.459)</li> <li>* Listen to the adequate portion of the CD/Web Audio Program for MT &amp; WB.</li> </ul>	<ul style="list-style-type: none"> <li>★ Turn in your second version of the Make Your Own Kanji Test and Answer Key.</li> <li>★ 聞き取りテスト</li> <li>* Hearsay・・・そうだ</li> <li>* アクティビティー 28 and 29 (p.457-460)</li> <li>* 着せ替え人形ごっこ (Focus on verb and shopping.)</li> </ul>
4月12日 金曜日	<ul style="list-style-type: none"> <li>★ Write your questions in Japanese and translate it into English. Then, transcribe and translate your interviewee's answers and prepare a word file to upload as an attachment on the designated place of your ePortfolio. You may work on expanding your さくぶん of 「私の家族」 and type expanded version (Change the direction vertically). Make sure the content is error free. Utilize official tutor's session. If you have an error free text, start practicing reading it to make mp3 file to upload onto your ePortfolio.</li> </ul>	<ul style="list-style-type: none"> <li>* Computing Lab: We will work on ePortfolio.</li> <li>Interview project transcription and translation due.</li> </ul>
4月15日 月曜日	<ul style="list-style-type: none"> <li>* WB p.367 F &amp; G.</li> <li>* Study G. 44, Reporting Hearsay, ... そうだ (P.458-459)</li> <li>* Read 言語ノート : Other Ways to Report Hearsay (P.459)</li> <li>* Listen to the adequate portion of the CD/Web Audio Program for MT &amp; WB.</li> </ul>	<ul style="list-style-type: none"> <li>★ 聞き取りテスト</li> <li>* Hearsay・・・そうだ</li> <li>* アクティビティー 28 and 29 (p.457-460)</li> <li>* 着せ替え人形ごっこ (Focus on verb and shopping.)</li> </ul>
4月16日 火曜日	<ul style="list-style-type: none"> <li>* WB368-370:H-J, 343: E</li> <li>* Study G. 45, ...かどうか (P.461)</li> <li>* Read 言語ノート (Language Note) : Sentence-Final Particles (P.463)</li> <li>* Preview アクティビティー 31-33 (P.462-464)</li> <li>* Read 文化ノート (Culture note) : Metric System (P.465)</li> <li>* Listen to the appropriate portion of the C.7 CD.</li> <li>* WB 370-371: K-L, 344:H-I</li> </ul>	<ul style="list-style-type: none"> <li>★ Turn in WB 339-364</li> <li>★ 文法小テスト</li> <li>* Saying Whether or Not Something is True・・・かどうか</li> <li>* 着せ替え人形ごっこ (Focus on verb and shopping.)</li> </ul>
4月17日 水曜日	<ul style="list-style-type: none"> <li>★ Final version of the kanji test and answer key due.</li> <li>* WB 370-371; K-L.</li> <li>* WB 343-344; F &amp; G.</li> <li>* Study G. 46, ...し・・・し (P.466-467)</li> <li>* Read 言語ノート (Language Note) : Saying No Politely (P.467-468)</li> <li>* Preview アクティビティー 34 (P.465)</li> <li>* Read 言語ノート : ~やすい、~にくい (P.468-469)</li> <li>* Listen to the adequate portion of the CD/Web Audio Program for MT &amp; WB.</li> </ul>	<ul style="list-style-type: none"> <li>★ Final draft of the kanji test and answer key due.</li> <li>★ 文法小テスト</li> <li>* ...し・・・し</li> <li>* アクティビティー 34</li> <li>* ~やすい、~にくい</li> <li>* 着せ替え人形ごっこ (Focus on verb and shopping.)</li> </ul>
4月18日 木曜日	<ul style="list-style-type: none"> <li>* WB 344; H-I.</li> <li>* WB 371-373; M-O.</li> <li>* WB p.373-375: A-D (Chapter 7 Review)</li> <li>* Preview Reading 2 (P.473-475)</li> <li>* Preview Writing 2 (P.476)</li> </ul>	<ul style="list-style-type: none"> <li>★ 文法小テスト (ボーナスポイント)</li> <li>* Reading 2</li> <li>* Language Functions and Situations</li> <li>* 着せ替え人形ごっこ (Focus on verb, shopping, where it was made and fabrics)</li> </ul>



日付(date)	クラスに来る前にすること(You are responsible to do the following before coming to class.)	クラスですること(What we plan to do in class.)
4月19日 金曜日	<b>Finalize your ePortfolio and complete everything. If you have not finished your さくぶん of 「私の家族」 and type expanded version (and change the direction vertically), please finish it today. Make sure the content is error free. Utilize this session so that you can get sensei's input. If you have an error free text, start practicing reading it to make mp3 file to upload onto your ePortfolio. Start preparing your ePortfolio for your presentation.</b>	<b>* Computing Lab: You will finish ePortfolio so that you can prepare for your ePortfolio presentation.</b>
4月22日 月曜日	★ Write Writing 2 Write one full page of 原稿用紙 (げんこうようし) * WB 344; H – I. * WB 371 – 373; M – O. * WB p.373-375: A-D (Chapter 7 Review) * Preview Reading 1 (p.470-472) * Preview Writing 1 (p.473) * Listen to the adequate portion of the CD/Web Audio Program for MT & WB.	★Turn in Writing 2 using 原稿用紙 * Reading 1 * Language Functions and Situations * 着せ替え人形ごっこ (Focus on verb, shopping, where it was made and fabrics)
4月23日 火曜日	* Study for the Make Your Own Kanji Test. Remember, you need to include a blank copy of the Make Your Own Kanji Test in your ePortfolio. So, make sure you save one blank copy of your kanji test. (Not, just the portion you made, you need to submit the whole kanji test.) * WB p.373-375: A-D (Chapter 7 Review) * Read the dialogue on Shopping (P.476-477) * 言語ノート: Shortened Katakana Words (foreign origin words) (p.474) * Read 言語ノート; Useful Expressions for Shopping (P.478-480) * Preview Role Play (P.480) * Read 言語ノート; Same or Different? (P.482) * Listen to the adequate portion of the CD/Web Audio Program for MT & WB.	★ 聞き取りテスト * Language Functions and Situations * 着せ替え人形ごっこ (Focus on verb, shopping, where it was made and fabrics) * お店屋さんごっこ (Play store) P.480 * Listening Comprehension (P.482)
4月24日 水曜日	* Review entire chapter * Review all the 漢字 Work on your portfolio and ePortfolio project presentation	* Catch up day and review day by sensei. * Language Functions and Situations * お店屋さんごっこ (Play store) P.480 * Listening Comprehension (P.482)
4月25日 木曜日	* Study for the Make Your Own Kanji Test. Remember, you need to include a blank copy of the Make Your Own Kanji Test in your ePortfolio. So, make sure you save one blank copy of your kanji test. (Not, just the portion you made, you need to submit the whole kanji test.) * Review entire chapter * Review all the 漢字 Work on your portfolio and ePortfolio project presentation	★ Make Your Own Kanji Test Day
4月26日 金曜日	* Review entire chapter * Review all the 漢字 Work on your portfolio and ePortfolio project presentation	★ Chapter Test ★ Turn in WB C.7 (p.365-375)
4月29日 月曜日	★ Work on your eportfolio presentation	★ ePortfolio Presentation ★ Hard copy portfolio and ePortfolio due at 5 p.m.
4月30日 火曜日	★ Work on your eportfolio presentation	★ ePortfolio Presentation
5月3日 金曜日	★ Study for your final exam. Do you have a study group? Peer teaching and peer editing are very effective.	★ きまつしけん(Final Exam) 102-1002 (#10635) 9:50 – 11:40 a.m.
5月6日 月曜日	★ Study for your final exam. Do you have a study group? Peer teaching and peer editing are very effective.	★ きまつしけん(Final Exam) 102-1003 (#14829) 12:10 – 2:00 a.m.

- ☆ There may be assignments you are required to submit other than the ones written in the schedule.
- ☆ You need to turn in completed assignment.
- ☆ Have you completed "Make Your Own Kanji Test"?
- ☆ Are you working on completing your ePortfolio project?

**Note: Culture related items are highlighted in yellow in both the “You are responsible to do the following before coming to class” and “What we plan to do in class” boxes. Also, at times, the same preview assignments are listed more than once since adjustments of the pace are needed depending on the progress of each class.**

TOPICS / VOCABULARY	GRAMMAR	CULTURE NOTES	READING AND WRITING	SKILLS PRACTICE
<b>CHAPTER 4 Weather and Climate 233</b>  Today's Weather 234 Enjoying the Four Seasons 264 Forecasting 275 Vocabulary 290	17. Conjugating Adjectives 237 18. Comparatives and Superlatives 243 19. The Past, Plain Forms of Verbs 253 20. Explaining a Reason: ...のだ 258 21. The te-Form of Adjectives and the Copula 267 22. The te-Form of Verbs 271 23. Expressing Probability and Conjecture 277  Adverbs Used with Comparatives 245 Linking Disjunctive Clauses with けれど 266 Conjoining Sequential Actions 273	°C 236 Types of Rain 251 How to Write a Letter in Japanese 284	Reading 1: フラウンさんへの手紙 282 Reading 2: トラベル・ガイド: いろは町の気候 286 Kanji 293	Language Functions and Situations 288 Asking Questions About the Japanese Language 288 Asking for Assistance with Kanji 288 Listening Comprehension 290
<b>CHAPTER 5 Hobbies and Leisure Activities 295</b>  Hobbies and Pastimes 296 Sports 306 Family 334 Vocabulary 325	24. Interrogative +か/も/でも 295 25. Describing Abilities 308 26. Normalizers: こと and の 313 27. More Uses of the Particle も 317 28. Potential Form of Verbs 319 29. The te-Form of Verbs + います 333 30. Relative Clauses 339 31. Describing a Change in State: なる 345  Nominal Verbs 304 か or 324 Words Expressing Respect and Politeness 327 Have You Already Eaten? 335 Some Time Expressions 336	碁、将棋、マージャン、パチンコ: Japanese Games 303 When You Are Praised 日本のスポーツ: Japanese Sports 312 The Japanese Family 329	Reading 1: サンライズ・カルチャーセンターのお知らせ 347 Reading 2: 学生とサラリーマンの茶会調査 351 Kanji 360	Language Functions and Situations 353 Responding to Compliments 353 Introducing a Family Member 354 Listening Comprehension 356

TOPICS / VOCABULARY

GRAMMAR

CULTURE NOTES

READING AND WRITING

SKILLS PRACTICE

CHAPTER 6 Food 361



- Foods and Beverages 362
- Flavors and Tastes 382
- Cooking Terms 397
- Vocabulary 421

- 32. Expressing Experience: The *ta*-Form of Verbs  
+ **ことがあ**る 368
- 33. Expressing a Desire: **ほ**しい, **ほ**しが**る**,  
**～たい**, and **～た**がる 373
- 34. Expressing an Opinion: **～と**思**う** 384
- 35. **～す**ぎる 387
- 36. Quoting Speech: **～と**い**う** 391
- 37. Expressing Intention: **つ**も**り** and the  
Volitional Form of Verbs 399
- 38. The *te*-Form of Verbs + **み**る, **しま**う,  
**い**く, and **く**る 405
- 39. Expressing Simultaneous Actions:  
**～な**が**ら** 411

- お**茶 364  
What Do Japanese Eat? 367

- Reading 1: **バ**イ**キ**ン**グ**料**理**  
「むらさき」 413
- Reading 2: あなたの**食**事  
**チ**ェ**ツ**ク 416
- Kanji 424

- Language Functions and  
Situations 418
- Asking and Expressing  
Opinions 390
- At a Restaurant 419
- Listening Comprehension 421

CHAPTER 7 Shopping 425



- Shops and Stores 426
- Shopping 440
- Clothes 450
- Vocabulary 483

- ～**が**る** 375
- そ**う 384
- Quote Marker **と** 392
- Study Hint: How to Remember Verb  
Conjugations 404
- も**う and **ま**だ 406

- 色**: Colors 435
- Handling Japanese Money 442
- Metric System 465

- Reading 1: 「**サ**ン・**ロ**ード」  
**グ**ラ**ン**ド・**オ**ー**ブ**ニ**ン**グ・  
**セ**ール 470
- Reading 2: **マ**イ・**ク**ラ**ツ**シ**ョ**ン  
473
- Kanji 497

- Language Functions and  
Situations 476
- Shopping 476
- Saying Whether Two Things  
Are the Same or  
Different 481
- Listening Comprehension 482

- 40. When Something Happens: Temporal  
Clauses Ending in **時** 429
- 41. Indefinite Pronoun **の** 436
- 42. Making *If/Then* Statements: **た**ら  
Conditional 445
- 43. Going Somewhere with a Purpose: Using  
the Particle **に** to Express Purpose 455
- 44. Reporting Hearsay: **～そ**う**だ** 458
- 45. Saying Whether or Not Something Is True:  
**～か**ど**う**か 461
- 46. Giving Reasons with **～し**...**し** 466
- だ**け 467
- ～**や**す**い, **～**に**く**い 468

This is a give-and-take project for you and your Hiroshima Shudo University (HSU) pen pals. You are required to exchange two emails written in Japanese and two emails written in English with your pen pal. (Two email messages from you to your pen pal and two replies from your pen pal, all in Japanese. Two email messages from your pen pal and two replies from you, all in English). In addition, you are required to write a letter using the Japanese formal letter format that you are going to learn in Chapter 4.

In order to write your email in Japanese, you need to have an account that enables you to read and write using a Japanese font. Also in order to avoid having *mojibake*, ASU and HSU students must have the same email system. Therefore, I would like for you to create a **yahoo email account with YAHOO! JAPAN**. Go to <http://promo.mail.yahoo.co.jp/> and create an account by reading “ヤフーメールアドレスの作り方,” which is under the “Course Document” tab on the BB.

When sending your email, **be sure to cc each e-mail to your own address** (you may save a draft as well) so that you won't lose what you composed. If you write more than two e-mails, you will be given up to 2 % extra credit, depending on the accuracy (grammar, long vowel words, double consonant words and correct kanji), quality (reasonable length, variety of content) and quantity (the more the better) of your correspondence. (However, you will not get any extra credit by writing more than two English replies.)

These email exchanges and a letter are required to be included in your ePortfolio (and a hard copy Portfolio.) **You must upload JPEG files of the required number of emails onto your ePortfolio. (Two emails written in Japanese from your to your pen pal, and two replies from your pen pal written in Japanese to you with your English translation.)** For your pen pal's Japanese reply, you need to provide English translations to the best of your ability. You will develop your reading skills by translating your pen pal's Japanese e-mails

**If you wrote extra emails, submit them in your hard copy Portfolio.** Print out with the yahoo email frame so that it shows when you sent and when you received the e-mails. I will not accept them in any other form.)

Lastly, please cc the first email you sent to your Japanese pen pal to sensei's yahoo account, [penpalsensei@yahoo.co.jp](mailto:penpalsensei@yahoo.co.jp) This way, I can assist you in case you have any problem sending your email to your pan pal.

<p><b>Note: When we do not have enough students from Hiroshima Shudo University who come to take courses at American English and Culture Program (AECF) at ASU, some of the JPN102 sections will have to conduct this pen pal project with their classmates.</b></p>
--

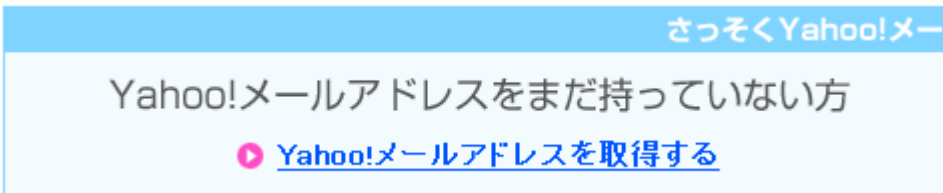
ヤフー・ジャパンのメールアドレスの作り方 (How to make Yahoo Japan email address)

Go to: <http://www.yahoo.co.jp>

Click on メールアドレスを取得



Then, click on Yahoo! メールアドレスを取得する



Fill in the appropriate information to create your address.

## 2. お客様情報の入力

Yahoo! JAPAN IDやパスワードをお忘れの場合に、次の情報を元に本人確認を行います。

\* 郵便番号:

\* 性別:  男性  女性

\* 生年月日: 西暦  年  月  日

メールアドレス: どちらかだけの入力でも登録できます。

@  (携帯電話)

\* 業種:

\* 職種:

Make sure it is all 0's in this box. Fill in the other information accordingly. Do you birth date in the Japanese calendar style. Do you remember the era you were born in?

Create your Yahoo email address. Use the vocabulary list below.

登録 (とうろく) to register

作成 (さくせい) to create

1. 設定 (せってい) to set  
入力 (にゅうりょく) input  
再入力 (さいにゅうりょく) input again  
表示名 (ひょうじめい) display name
2. お客様情報 (おきゃくさまじょうほう) customer information  
郵便番号 (ゆうびんばんごう) postal (zip) code  
性別 (せいべつ) gender  
生年月日 (せいねんがっぴ) birthdate  
西暦 (せいにき) western calendar  
業種 (ぎょうしゆ) kind of business  
職種 (しよくしゆ) kind of occupation  
選択 (せんたく) choice, to choose
3. 秘密 (ひみつ) secret  
質問 (しつもん) question  
答 (こた) え answer  
初めて (はじめて) for the first time  
買った曲 (かったきょく) bought song  
初恋 (はつこい) first love  
夢 (ゆめ) dream  
座右の銘 (ざゆうのめい) motto  
飼った (かった) raised  
祖父 (そふ) grandfather  
病院 (びょういん) hospital  
担任 (たんにん) homeroom teacher  
映画 (えいが) movie  
車 (くるま) car  
味 (あじ) taste  
時代 (じだい) era  
所属 (しよぞく) belong  
  
画像認証 (がぞうにんしょう) confirmation of image

Make sure you uncheck this box unless you want random messages from Yahoo!

Yahoo!デリバーを受け取る

Yahoo!デリバーとは「Yahoo! JAPANまたは提携先企業から、新商品、各種セール、お買い得情報などをお知らせするサービス」です。



**利用規約に同意して登録する**

Lastly, click


If you get this message, you must go back and try again

## Yahoo! JAPAN IDの取得に失敗しました

ご不便をおかけして申し訳ございませんが、エラーが発生したためYahoo! JAPAN IDの取得が完了しませんでした。  
お手数ですが、Yahoo! JAPANのトップページの「ログイン」より「Yahoo! JAPAN IDを取得」をクリックして再度お試しください。

[Yahoo! JAPAN](#)

If you get the following message, you have successfully made your e-mail address:

 **Yahoo! JAPAN IDの登録が完了しました。**

Go back to <http://www.yahoo.co.jp>

Click on メール

Click on 従来のYahoo!メールの利用する (THE **BLUE** LINK, **NOT** THE YELLOW BUTTON)

**ご利用は無料です**

**今すぐ利用する**

[従来のYahoo!メールを利用する](#)

Welcome to your Inbox!

### YAHOO! Mail Vocabulary

メールの確認 (かくにん) to confirm	メールの検索 (けんさく) to search
受信箱 (じゅしゅんばこ) inbox	下書 (したが) き draft
送信済 (そうしんず) みメール sent email	迷惑 (めいわく) メール junk email
空 (から) にする to empty	ゴミ箱 (ばこ) trash box
削除 (さくじょ) to delete	迷惑メール報告 (ほうこく) junk email report
移動 (いどう) move	件名 (けんめい) subject line
日付 (ひづけ) date	

(1)

虫眼鏡  
暑い太陽  
あり燃える

Magnifying Glass  
Hot Sun  
Burn Ant

季語 (きご) = Taiyou - Sun  
季節 (きせつ) = Natsu - Summer

(2)

小べや中 猫の子がいる ニャーニャーや

In a closet  
Kittens are there  
"Meow!"

季語：猫の子  
季節：春

(3)

□ 雨がふる  
魚をはれる  
はにおどる

Rain falls, fish jumps, leaf dances

きご: は(leaf)  
きせつ: 秋

(4)

くらい空 土地はねむって はのない木

Dark sky  
The land is asleep  
Leafless tree

季語：はのない木  
季節：冬

(5)

あつかぜがふいてヒーロはとんでる  
暑い風がふいてヒーロはとんでる

Hot wind blows hero flies

季節：夏  
季語：暑い風



(6)

沢山武士  
赤い肥土  
関ヶ原

**Many warriors**  
**Red rich earth**  
**Sekigahara**

季語（きご）：関ヶ原  
季節（きせつ）：秋

(7)

高い山 太陽の昇る 花の色  
たかいやま たいようのぼる はなのいろ

High mountain  
The Sun rises  
The color of flowers

季語（きご） Flowers  
季節（きせつ） 春

(8)

あかいうみ 葉は炎です ふっている

**Sea of red**  
**The leaves are fire**  
**Falling**

季語はあかい  
季節は秋

(9)

いい匂い  
桜の花は  
風中に

**A nice smell**  
**A sakura flower**  
**In the wind**

季語 - 桜の花  
季節 - 春

(10)

白い雪 しんと降ってる いざさらば

**White Snow silently falling now goodbye**

季語は雪です。  
季節は冬です。

This worksheet is due at the end of the session.

Go to: <http://www.asahi.com>

To the right you will see the 便利な機能 button. Click that and then select 天気 from the submenu.



You will see 各地のピンポイント天気情報 with a map of Japan underneath. Pay attention to the map. Do you find the four big islands plus Okinawa? Can you locate, 北海道、本州、四国、九州、and 沖縄? What? What did you say? No 本州?

Okay, but can't you see \_\_\_\_\_, 関\_\_\_\_\_, \_\_\_\_\_部\_\_\_\_\_, \_\_\_\_\_畿\_\_\_\_\_, and \_\_\_\_\_国\_\_\_\_\_ instead? (Insert the appropriate kanji above the underline for the ふりがな shown underneath the underline.)

Yes, these divisions are normally used for 天気予報. They will be used together with 地方 (region). For example,

「今日の関東地方のお天気です。まず、東京です。東京は朝のうちは曇りで、午後一時雨、夕方から雪になる見込みです。」

Note: まず=first ~のうち=in the~ 一時 = at one time, for a short while, passing 見込み=chance

Can you guess the meaning of the sentence above? Please write your translation. Please write legibly.

---



---



---

Now, scroll down and find **全国の天気**. Please fill in the chart below, gathering the information by clicking the name of each city. If you click 東京, you get information like this.

■東京  
【2012年09月14日 01時00分現在】 →:のち |:ときどき・一時

	9/14 (金)	9/14 (金)	9/14 (金)	9/14 (金)	9/14 (金)	9/14 (金)	9/14 (金)	9/15 (土)
時間	3	6	9	12	15	18	21	0
天気	☀	☀	☀	☁	☀	☀	☁	☁
降水量	0mm	0mm	0mm	0mm	0mm	0mm	0mm	0mm
気温	27℃	26℃	30℃	32℃	32℃	29℃	27℃	26℃
風向	↗	↗	↗	↗	↗	↗	↗	↗
風速	↗	↗	↗	↗	↗	↗	↗	↗

	9/15(土)	9/16(日)	9/17(月)	9/18(火)	9/19(水)	9/20(木)	9/21(金)
天気	☀☁	☁	☀☁	☁	☁	☁	--
気温	32℃ 25℃	31℃ 24℃	31℃ 24℃	31℃ 24℃	31℃ 24℃	31℃ 23℃	--℃ --℃
降水確率	30%	40%	30%	40%	40%	40%	--%

By the way, do you know how many hours is Japan ahead of us who are in Arizona? \_\_\_\_\_時間.

Please copy down the data in each box. To decipher the icons, click 凡例 underneath the chart. Then, you will see the weather terms. Do the same for 風向・風速 (wind direction and wind velocity).

You need to identify 風向 by the direction of the icon. Please use: 東 西 南 北 北東 南東  
北西 南西. For example, the far left box is 北西の風.

Note: やや = a little bit, rather, somewhat

各地の日本時間 1 月 26 日 \_\_\_\_\_ 時の天気 (include a.m. or p.m. by translating military hours.)







	札幌 (さっぽろ)	名古屋 (なごや)	広島 (ひろしま)	福岡 (ふくおか)	那覇 (なは)
天気					
降水量					
気温					
風向 風速					

1. Now, answer the following questions in Japanese based on the data you collected. Answer in full sentences (longer version.)

- 1) 札幌と名古屋とでは、どちらの方が風が強いですか。
- 2) 名古屋と広島とでは、どちらの方が気温が高いですか。
- 3) 福岡と那覇とでは、どちらの方が降水量が少ないですか。
- 4) 札幌と名古屋と広島の中で、どこが一番気温が低いですか。
- 5) 札幌と名古屋と広島と福岡と那覇の中で、どこが一番あたたかいですか。

あさひしんぶん よほう つづ  
朝日新聞の天気予報---続き (continued)

1. You will see the week long weather forecast of certain city in the following chart. Please write札幌のあすの天気 using ~でしょう。Also, write名古屋のあさっての天気 using ~かもしれません。

	きょう	あす	あさって
札幌			
仙台			
東京			
新潟			
名古屋			
大阪			
神戸			
松江			
広島			
高松			
福岡			
那覇			

Note what these symbols mean: → means (後) のち and | means ときどき

1) 名古屋

2) 札幌

2. 下の表 (chart) は那覇の週間天気予報です。

	2/8(火)	2/9(水)	2/10(木)	2/11(金)	2/12(土)	2/13(日)	2/14(月)
天気							--
気温	22°C	21°C	21°C	18°C	17°C	20°C	--°C
	16°C	15°C	15°C	14°C	13°C	14°C	--°C
降水確率	30%	20%	50%	60%	40%	40%	--%

2月8日火曜日の最高気温は何度ですか。最低気温は何度ですか。Please circle 摂氏 (せっし) or 華氏 (かし) and convert the temperature to the system that United States uses. (See ようこそ p.236, Culture Note.)

最高気温 (さいこうきおん) : Japanese system 摂氏・華氏 \_\_\_\_\_ 度  
 US system 摂氏・華氏 \_\_\_\_\_ 度

最低気温 (さいていきおん) : Japanese system 摂氏・華氏 \_\_\_\_\_ 度  
 US system 摂氏・華氏 \_\_\_\_\_ 度

3. 宿題 (しゅくだい)

Using the data you collected at the lab session, create one comparative question and one superlative question and write their answers as well. Use a question word in your question. In other words, do not make a yes/no question.

1) Q.

A.

2) Q.

A.

If you need online dictionary, you may use:

<http://language.tiu.ac.jp/>

Click 工具箱

Enter the word or sentence or phrase you want translated in the 辞書ツール box. Click 日→英.

Translation should appear momentarily.

<http://www.rikai.com> (a pop-up dictionary)

In the box on the left hand side, you type in a web-address of the material you want to read and press **GO!** You get the meaning of each word if you place a mouse on top of 漢字 or 熟語. However, please use this tool with caution, since it may not recognize where to divide words and the words can be broken up at inappropriate places.

**では、始めて下さい。Be sure to use the specified language to answer each question.**

Go to Internet Explorer.

Type in <http://www.yahoo.co.jp>

Type in 竹藩 in 検索 box. (Be sure to type this in hiragana and convert to correct kanji. Select correct kanji for “take” first and then “han”. Otherwise, you will never get this kanji combination.)

### 1. Click on the first item:

和牛亭 竹藩へいらっしゃいませ

質問) Write your answer in Japanese or in English as instructed in the parenthesis.

1. このレストランはどこにありますか。(In which island among the four main islands of Japan? Write in ローマ字.)

2. 営業時間は何時から何時までですか。(Please convert military time to 午前××時 and 午後××時. Write in 日本語)

昼ごはん

ばん  
晩ごはん

3. 定休日はお休みの日という意味です。では、不定休はどういう意味だと思いますか。(英語)

4. 和牛というのはどういう意味だと思いますか。(英語)

5. このレストランではアメリカやオーストラリアの肉を使うと思いますか。(日本語)

### 2. Click on メニュー

質問) 全部、日本語で答えて下さい。

1. あなたの予算は五千元です。竹藩は和牛の店ですから、和牛が食べてみたいです。竹藩おすすめのお得なコース料理・セットメニューの中から予算内でどれが食べられますか。(～内で within your yosan)(日本語)

1.

2.

3.

2、どのコースが一番安いですか。いくらですか。(日本語)

3. しゃぶしゃぶとすきやきのコースは一人でも食べられますか。(ヒント：一人前 <sup>いちにんまえ</sup> means one portion.) (日本語)

3. Click on <sup>えいぎょう</sup> 営業 <sup>あんない</sup> のご案内

質問) このレストランに折尾駅 <sup>えき</sup> から何で(means of transportation—of course you do not have a car in Japan.) )行くことができますか。Circle the correct answer.

- a. バス                      b. 電車                      c. モノレール

4. Click on <sup>ざしき</sup> 座敷

質問) 全部、日本語で答えて下さい。

このレストランで何人ぐらいまでのパーティーができますか。

<sup>ざしき</sup> 座敷 <sup>へや</sup> というのはどんな部屋のことですか。

5. Click on <sup>よやく</sup> ご予約

質問) どうやって予約しますか。(Choose 2 and circle them.)

- a. ファックス      b. 電話                      c. <sup>でんし</sup> 電子メール                      d. オンライン

Type in all the necessary information and print out this page and submit it with this worksheet. (You must not fill in the form by hand. I need a page that was filled out online.) You must type in the year according to Japanese system, e.g. 明治、大正、昭和、or 平成. If you forgot about this, refer to the Culture Note in Yookoso, page 184.) **Be careful NOT to push the 送信 button since you really can't go to this restaurant now.**

Also, in the comment box, write in your preference of the type of seating (テーブル or <sup>ざしき</sup> お座敷), and what you would like to order. **Write all this information in complete Japanese sentences.**

Vocaburary:

代表者 (だいひょうしゃ) representative.

組織名 (そしきめい) name of organization.

読み= ふりがな

人数 (にんずう) number of people

希望 (きぼう) desired ~

自由に (じゆう)に freely

記入する (to fill out)

**About the Portfolio Project**  
(Subject to Change)

**What is a Portfolio?**

A portfolio is a personal folder of work which will reflect your learning strengths, weaknesses and individuality. It shows the process and products of your learning Japanese. You are responsible for keeping and organizing your portfolio (hard copy and ePortfolio) throughout the semester.

**Quiz:** *How many kinds of portfolio are you creating for JPN102?*

**Important Dates**

**Overall goals including the reason(s) why you are taking this class (1), and**

**Goals and methods for the two categories: Quizzes, tests, and homework (2), and Review session (3)**

are due on \_\_\_\_月\_\_\_\_日 (\_\_\_\_曜日). **Please type directly on your ePortfolio. 先生 will write comments on your ePortfolio comments box.** Complete and submit your portfolio with reflection statements on \_\_\_\_月\_\_\_\_日 (\_\_\_\_曜日).

The portfolio presentation day is \_\_\_\_月\_\_\_\_日 (\_\_\_\_曜日) **or** \_\_\_\_月\_\_\_\_日 (\_\_\_\_曜日)

**Quiz:** *How many goals and methods do you need to write? What are they?*

**Evaluation and Requirements**

Evaluation will be based on submission of the required numbers of items on time, the content of your products (e.g. corrected quizzes, tests and homework with the date and your name on each of them), good quality kanji test, good lesson plan and teaching materials for review session, well thought out goals, methods and self-reflection statements, and organizational skills.

**Things to be Included in your HARD COPY Portfolio in the thin paper folder**

- ☆ 5 Quizzes of your choice with your corrections made
- ☆ 2 Chapter test of your choice with your corrections made
- ☆ **Extra credit portion of the Pen Pal Project email correspondence. (Required emails, i.e.; two emails you wrote to your pen pal and two replies from your pen pal with your English translation should not be included since they are posted on your ePortfolio.)**
- ☆ 家族 (かぞく) の木 (き)
- ☆ 男の子と女の子の着せ替え人形一式 (Cut and color their clothes and accessories. XS 247-252)  
(A set of clothes and accessories, cut and colored for a doll play. Do not cut dolls, but can color them and their underwear.)

**Things to be Included in Your ePortfolio on the web**

1. Overall goals for this course including the reason why you are taking it. (Written in English at the beginning of the semester and typed onto your ePortfolio site.)
2. 作文 (さくぶん) – 家族 (かぞく) のしょうかい (Your final version of your さくぶん on げんこうようし with your grade (You have a choice of leaving grade or erasing it before uploading it, but the さくぶん you upload must be the final version of your しゅくだい that was graded by 先生, and any necessary corrections were made. You will keep revising and expanding this さくぶん throughout this semester with new expressions, grammar, and topics. Please type the end of the semester version in Japanese and upload to your site. Then, you will make an mp3 file of your reading of your final expanded version of your さくぶん.)
3. Quizzes, tests, and homework (individual accomplishment)
  - 3a. Goals and methods (written at the beginning of the semester with the date.) (English)
    - ☆ 1 composition homework assignment of your choice other than 「私の家族」 with your draft with sensei's comments and the final version that was graded by sensei.
    - ☆ 1 copy of the final version of your letter to your pen pal or sensei together with your draft with sensei's comments, and copy of the envelop (front and back).
    - ☆ 1 homework assignment of your choice with your corrections made. (No Workbook assignments are accepted.) **Also, the definition of homework is the homework you must submit for points and it must have been graded by sensei and the grade was given by sensei.)**
  - 3b. Reflection (written at the end of the semester.) (Written in English with the date.)
4. Projects (individual and collaborative work)
  - ☆ Haiku
  - ☆ Make your own kanji test (Complete **blank test**, not just your portion)
  - ☆ Interview project (*Your questions written in Japanese with English translation, and a transcription of your*



*partner's answers in Japanese and their translation..)*

☆ Online reading (and/or listening) project

☆ Shadowing project ( You need to include first and final submissions to show your progress. You need to submit both shadowing 1 and shadowing 2.)

5. Review session (group effort)

5a. Goals and methods (written at the beginning of the semester) (in English with the date)

☆ Lesson plan with sensei's comments

☆ Teaching material(s), handouts, games, activity sheet(s), etc.

☆ Peer evaluation analysis with reflection,

☆ Teacher's evaluation

☆ Review Session Preparation Self Assessment Sheet

☆ Video of your presentation

5b. Reflection (written at the end of the semester) (English with the date.)

6. Self assessment of the ePortfolio content using the rubrics given.

7. Overall reflection for your accomplishment and achievement in the course of the semester. (English, written at the end of the semester with the date.)

### **Overall Goals for this class and Goals, Methods and Reflection Statements for each of the two categories**

For Overall Goals and goals and methods for each of the two categories (i.e. 1. quizzes, tests and homework category, 2. review session category,) you must submit them on \_\_\_\_月\_\_\_\_日 (\_\_\_\_曜日). The methods here mean your strategies to achieve your goals. Please type them directory on your ePortfolio site. You will submit the reflection statement on \_\_\_\_月\_\_\_\_日 or \_\_\_\_日. **Do not forget to date each statement.**

The following are sample goals, methods, and reflections.

#### **Overall Goals for the Course:**

My overall goal for JPN 102 is to learn more grammar in Japanese so that I can expand what I know how to say when conversing with Japanese people. I want to become very good at speaking and writing Japanese so that I can start a multimedia blog on the internet catering to Japanese and American fans of cosplay.

(Date: \_\_\_\_\_.)

Reflection: Looking back on the semester, I am very proud of where I am now. I've become able to hold longer conversations in Japanese with my friends. I also have a better understanding of Japanese culture and formalities through things like e-mail and letter projects. I hope that I will be able to go to Japan and use the knowledge I have gained in class to the best of my ability. Though I will definitely need to work on practicing more often, I am confident that I am up to the challenge and I look forward to taking JPN201.

(Date: \_\_\_\_\_.)

#### **Goals and Methods for Tests, Quizzes, and Homework.**

Goals: I will submit at least B level work for quizzes and tests including the oral exam. I will submit all the homework on time.

(Date: \_\_\_\_\_.)

Methods: By coming to class every day and following the detailed schedule precisely. I will also read the textbook and listen to the tape, not to mention actively participating in class every day.

(Date: \_\_\_\_\_.)

Reflection: I did not do well on the listening part of the test. I did not listen to the tape faithfully. Next semester, I will focus on the listening skill area since I know it is my weak area. I will make use of the language partner program to develop my speaking skills as well.

(Date: \_\_\_\_\_.)

#### **Goals and Methods for the Review Session.**

- Goals:
- 1) Provide an informative and helpful review session.
  - 2) Have fun and incorporate the Japanese pop culture into the review session.
  - 3) To thoroughly understand the subject matter that we are going to present for effective discussion in class.
  - 4) Have fun while doing it!

(Date: \_\_\_\_\_.)

- Methods:
- 1) To study the subject matter in advance, alone and with the group.
  - 2) Discuss the subject matter with my group mates and try to dissect the information so we are sure that we can present it to the class with confidence. Have meetings with the group prior to the presentation to make sure that the presentation goes smoothly.
  - 3) Practice, practice and practice!
- (Date: \_\_\_\_\_.)

Reflection: I thought our review session was very successful. We were able to get the majority of the class to participate in our game which combined learning comparative and superlative statements with traditional Japanese dances. As an added bonus, we brought candy for the students, which I think was a real hit. Next time I have to do a review session, I will try to make it as interactive as this one, as it seems to really get their attention and help them focus on the grammar points we are teaching.

(Date: \_\_\_\_\_.)

**Other Important Rules**

**<Make your own kanji test>**

You are making your kanji test in a group of up to three or four people. It is required that you distribute responsibilities evenly. Furthermore, do not just divide the jobs, but discuss your own weak areas with your group members and come up with a way to overcome everybody's weak areas. Every section of the test must be beneficial to you and your group members.

**<Review session>**

**1. Collecting the peer evaluations for your presentations and writing "Peer evaluation analysis".**

The peer evaluation forms will be provided by 先生. After the review session, 先生 collects peer evaluations. You must have post review session meeting to evaluate your review session. Tally the results and write a summary and a reflection on how to improve the similar group work in the future based on the results of the peer evaluations. This is called "Peer evaluation analysis" and every member of your group share the same evaluation analysis and must be included in your ePortfolio.

**2. Writing the evaluations of your classmates' presentations.**

It is important to give honest and sincere evaluations to your peers to develop your objectivity. Your evaluation remains anonymous. It does not have to be long, but writing comments is required. Give your classmates constructive advice. You need to include two of the evaluations you wrote in your portfolio. For the ones you decide to use in your portfolio, give originals to your sensei and submit photocopies of them in your portfolio. (You will write about 5 evaluations altogether for this project because there will be 5 or 6 review session groups in your class.)

.....  
**JPN102 ePortfolio Consent Form**

I understand that the ePortfolio I created as part of my JPN102 classwork will be maintained in Foard sensei's web site (<http://www.public.asu.edu/~mikof/>) or Mysites of MyASU space, or FTP space as long as she needs it, and that it may be shown in her classes, or at scholarly conferences for academic demonstration purposes, currently and in the future, without notifying me. I also understand that anyone who visits Foard sensei's website might view my ePortfolio as well. I understand that I have a choice of erasing my grades from required materials at the time of uploading them if I do not want my ePortfolio be shown in class or in conference with my grades.

Name: \_\_\_\_\_ Section: 102-100

Date: \_\_\_\_\_

Signature: \_\_\_\_\_

Email: \_\_\_\_\_

## JPN101/102 Shadowing Project Handout

### What is shadowing?

- Saying sounds out loud as you hear them almost immediately, as if you were a shadow.
- Traditionally, it is used to train simultaneous interpreters.
- In the early 90's it attracted researchers of EFL (English as a Foreign Language) in Japan.
- In the early 2000's researchers of JFL (Japanese as a Foreign Language) explored the possibility of applying this method to Japanese language education.
- The research shows it is effective in not only improving your listening skills and pronunciation, but also in gaining grammatical accuracy and retaining vocabulary.

### How to do it

- We will use Blackboard to store mp3 files for shadowing practice. Each mp3 file is 1.5 to 2.5 minutes long.
- You are required to practice with an mp3 file every day, but **do NOT exceed 10 minutes** of practice per day. Uttering the sound you hear out loud immediately while you are listening to the sounds that come next will activate your brain fully and wear you out. For this reason, it is more effective to practice for a short time, but do it **every day**.
- After you practice shadowing by listening to the sounds for about a week, you will record your first shadowing. You should not search for a text of the file. The reason why you should not is that, once you recognize the Japanese kana or kanji, you will then immediately be influenced by the sound that you associate with them. If your pronunciation needs to be improved, you have to find the true sound through listening.
- After you submit the first recording, you will receive a text all written in kana with your instructor's check marks (grading sheet) where you had problems. At this time, we will go over the content, including grammar and vocabulary, of the text.
- You will practice focusing on your problem area for another week or so before your second/final recording. It is a good idea to listen to the model mp3 several times while checking the grading sheet to understand where you need to improve. However, during 10 minutes of practice time, do not use the grading sheet and practice only through listening to the model mp3.
- Depending on the level of the material, your final recording will be your second or third recording. The evaluation will be based on your improvement, and the rubrics can be found on Blackboard.
- A pre-test and post-test on grammar and vocabulary will be conducted before and after each shadowing to determine your progress as well.
- We use the Wimba voice board on Blackboard to record your shadowing. Please read "How to record your shadowing" on Blackboard under the "Shadowing" tab.
- You will improve your listening skill and pronunciation only if you follow what is written here and continue practicing. In order to help you keep up with your schedule, we require you to keep a record on the practice sheet that can be found on Blackboard. You are required to turn it in after you submit your final recording.

### The materials you will shadow for JPN101/102

- We will use authentic materials such as an old Japanese folk story, poems, and conversational Japanese that uses colloquial style Japanese, including men's and women's speech. In other words, through this project, you will learn Japanese culture as well.