


Fall A 2015	12031	5557	17588
Fall B 2015	16499	2416	18915
Spring A 2016	15623	4003	19626
Spring B 2016	18334	2010	20344
Summer A 2016	10297	2180	12477
Summer B 2016	11542	942	12484
Fall A 2016	16848	5782	22630
Fall B 2016	21158	2691	23849
Spring A 2017	19768	4405	24173
Spring B 2017	22718	2342	25060
Summer A 2017	12983	2527	15510
Summer B 2017	12583	2902	15485
Grand Total	57291	66402	68519



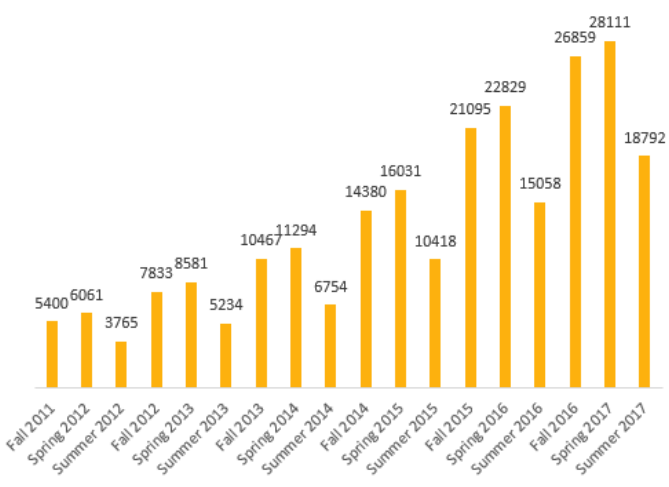
2054

Session C in Cens...

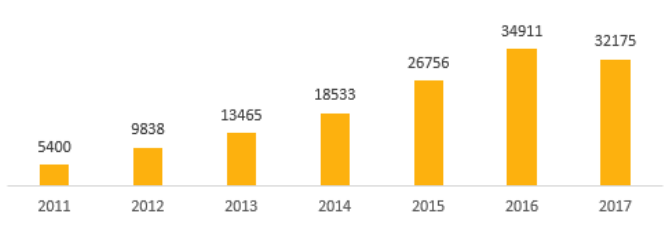
N

Y

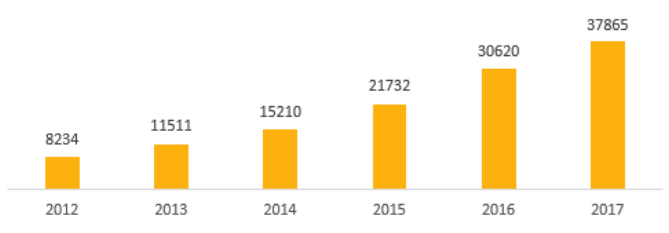
Term	
Fall 2011	5400
Spring 2012	6061
Summer 2012	3765
Fall 2012	7833
Spring 2013	8581
Summer 2013	5234
Fall 2013	10467
Spring 2014	11294
Summer 2014	6754
Fall 2014	14380
Spring 2015	16031
Summer 2015	10418
Fall 2015	21095
Spring 2016	22829
Summer 2016	15058
Fall 2016	26859
Spring 2017	28111
Summer 2017	18792
Grand Total	68519



Calendar Year	
2011	5400
2012	9838
2013	13465
2014	18533
2015	26756
2016	34911
2017	32175
Grand Total	68519



Academic Year	
---------------	--



Census Enrollment by Degree Program