

University Office of Evaluation and Educational Effectiveness

Home / Surveys

Surveys

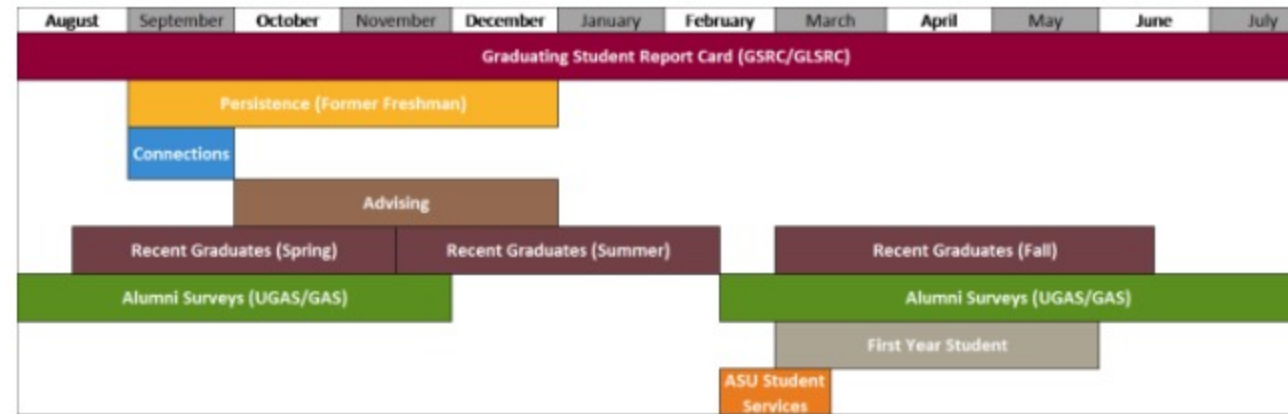
- [Reports](#)
- [Survey Consultations](#)

The UOEEE research and evaluation team designs and conducts original survey research projects for administrative planning, decision making, policy development, accreditation, and official reporting. Listed below are survey names of the annual survey research projects we conduct.

The research and evaluation team provides survey consultation to academic and administrative units. UOEEE also accepts requests for customized analyses of our survey data or ad hoc projects to meet college and departmental needs. If you have such a request please contact Dr. Gerald Blankson at 480-965-9291 or gerald.blankson@asu.edu.

Survey results are used for official reporting to the Arizona Board of Regents, Arizona State Legislature, the Higher Learning Commission, and other organizations. In addition, results are used internally to improve ASU programs, processes and policies.

For official enrollment data, please visit the [Office of Institutional Analysis](#).



University Office of Evaluation and Educational Effectiveness

[Contact Us](#)

Research, Evaluation, Assessment
 1130 E. University Dr., Suite 212, Tempe | [map](#)
 (480) 965-9291 | fax (480) 965-9283
uoeee@asu.edu

Testing and Scanning Services
 1130 E. University Dr., Suite 204, Tempe | [map](#)
 (480) 965-7146 | fax (480) 965-6859
uts@asu.edu

ASU is #1 in the U.S. for Innovation



University Office of Evaluation and Educational Effectiveness


- Home
- Testing
- Scanning
- Assessment
- Surveys
- Program/Grant Evaluation
- Course Evaluations
- About Us

Home / Annual Survey / Graduating Student Report Card (GSRC/GLSRC)

Graduating Student Report Card (GSRC/GLSRC)

[Surveys](#) > Graduating Student Report Card (GSRC/GLSRC)

Approximately 70-75% of graduating seniors, graduate students, and law students complete this exit survey each year when they apply for graduation. The GSRC and GLSRC are offered in pencil-and-paper or online format. Questions focus on overall experiences at ASU, experiences in their academic major and general education courses, university services, and post-graduation employment and education plans. Department-specific results are posted on the Academic Program Profile (APP) and are shared with colleges in academic plan and department reports. Employment data are shared with career service units at the university and college level.



University Office of Evaluation and Educational Effectiveness

[Contact Us](#)

Research, Evaluation, Assessment
 1130 E. University Dr., Suite 212, Tempe | [map](#)
 (480) 965-9291 | fax (480) 965-9283
uoeee@asu.edu

Testing and Scanning Services
 1130 E. University Dr., Suite 204, Tempe | [map](#)
 (480) 965-7146 | fax (480) 965-6859
uts@asu.edu

ASU is #1 in the U.S. for Innovation



University Office of Evaluation and Educational Effectiveness

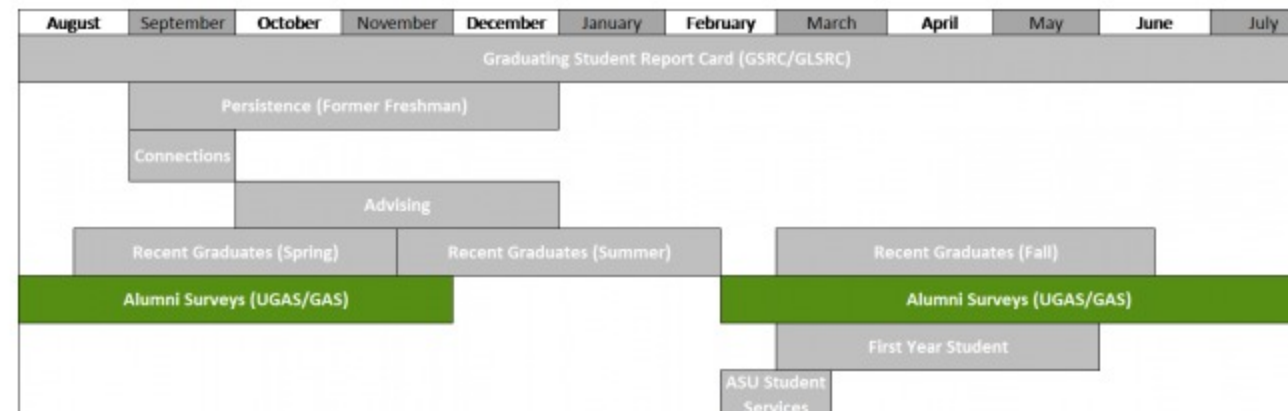
- [Home](#)
- [Testing ▾](#)
- [Scanning ▾](#)
- [Assessment ▾](#)
- [Surveys ▾](#)
- [Program/Grant Evaluation ▾](#)
- [Course Evaluations ▾](#)
- [About Us ▾](#)

Home / Annual Survey / Alumni Surveys (UGAS/GAS)

Alumni Surveys (UGAS/GAS)

[Surveys](#) > Alumni Surveys (UGAS/GAS)

Undergraduate (UGAS) and Graduate Alumni (GAS) are surveys administered to each class, three years after graduation. Respondents are asked about their perceptions of ASU, how well ASU prepared them for subsequent employment and education, and their employment and post-education activities. Undergraduates are also asked a series of questions about the extent to which their overall experience at ASU has contributed to their knowledge, skills, and personal development in a variety of areas. Alumni from the Ira A. Fulton Schools of Engineering are asked additional questions on how well the engineering program prepared them in a variety of areas. Data are used in academic program assessment, planning, and official reporting by colleges, departments, and units across campus.



University Office of Evaluation and Educational Effectiveness

[Contact Us](#)

Research, Evaluation, Assessment
 1130 E. University Dr., Suite 212, Tempe | [map](#)
 (480) 965-9291 | fax (480) 965-9283
uoeee@asu.edu

Testing and Scanning Services
 1130 E. University Dr., Suite 204, Tempe | [map](#)
 (480) 965-7146 | fax (480) 965-6859
uts@asu.edu

ASU is #1 in the U.S. for Innovation

